



MADERA COUNTY WORKFORCE INVESTMENT CORPORATION

MEETING

May 26, 2022

3:00 p.m.

Members of the Board will meet in person at the
Workforce Assistance Center
2037 W. Cleveland Avenue, Madera, CA 93637, 559-662-4589

Members of the public can participate via Zoom at the following link and call-in phone number:

Per California Assembly Bill 361, which allows local and state legislative bodies to hold meetings via teleconference and to make meetings accessible electronically, this regular meeting will also be available via conference call and can be accessed as follows:

Join Zoom Meeting: [https://us02web.zoom.us/j/81999204075?pwd=TDh2T0t0Sml3SEU1K2NjcFhFaEtndz09](https://us02web.zoom.us/j/81999204075?pwd=TDh2T0t0Sml3SEU1K2NjcFhFaEtndz09;);

Please call: 1 (669) 900-9128; Meeting ID: 819 9920 4075; Password: 945567.

The public may participate in the meeting as otherwise permitted under the Brown Act by calling into the number above.

REASONABLE ACCOMMODATION FOR ANY INDIVIDUAL WITH A DISABILITY Pursuant to the Rehabilitation Act of 1973 and the Americans with Disabilities Act of 1990, any individual with a disability who requires reasonable accommodation to attend or participate in a meeting or function of the Madera County Workforce Investment Corporation, may request assistance by contacting the Executive Assistant at Madera County Workforce Investment Corporation office, 2037 W. Cleveland Avenue, Madera, CA 93637; Telephone 559/662-4589; CRS 711; Fax 559/673-1794.

This agenda and supporting documents relating to the items on this agenda are available through the Madera County Workforce Investment Corporation (MCWIC) website at <http://www.maderaworkforce.org/mcwic-meetings-and-agenda/>. These documents are also available at the Workforce Assistance Center – office of the Executive Director. MCWIC is an equal Opportunity Employer/Program. Auxiliary aids and services are available upon request.

ELECTRONIC MEETING INSTRUCTIONS

The Madera County Workforce Investment Corporation uses Zoom as the tool to facilitate electronic meetings. Our desire is to ensure orderly Zoom meetings and to help attendees have confidence in how the meeting will be facilitated and that all members and public will be effectively heard. The following instructions provide consistent methods that will lead us to realizing that desire.

- We highly recommend use of the Zoom client app, as this tool greatly enhances the attendee's experience and provides readily accessible controls.
- Remain muted until speaking and mute again when finished speaking.
- Ensure your name shows on your connection.
- Votes will be facilitated with a roll call.
- When connecting to Zoom, if using the phone is preferred over computer audio, we request you connect to the Zoom meeting first and then choose Phone for the preferred audio connection. Input the meeting and participant IDs to relate your phone audio to your Zoom connection.
- Please avoid having both computer audio and phone audio activated as this can cause sound problems.
- If connecting via phone only, *6 will toggle mute/unmute.
- Public comments will only be taken when a hand is raised. On the phone-only connection, *9 raises the hand. You must be recognized by the presiding officer of the meeting before speaking.



MADERA COUNTY WORKFORCE INVESTMENT CORPORATION

A G E N D A

May 26, 2022
3:00 p.m.

1.0 Call to Order

- 1.1 Pledge of Allegiance

2.0 Additions to the Agenda

Items identified after preparation of the Agenda for which there is a need to take immediate action. Two-thirds vote required for consideration (Government Code Section 54954.2(b)(2))

3.0 Public Comment

This time is made available for comment from the public on matters within the Board's jurisdiction but not appearing on the agenda. The Board will not take action on any items presented under public comment. The comment period will be limited to 15 minutes.

4.0 Introductions and Recognitions

5.0 Adoption of Board Agenda

6.0 Consent Calendar

- 6.1 Consideration to reaffirm Resolution 2021-01 authorizing remote teleconferencing for the period of June 2, 2022 through July 1, 2022 in accordance with Assembly Bill 361.
- 6.2 Consideration of approval of the April 28, 2022 Madera County Workforce Investment Corporation (MCWIC) meeting minutes.

7.0 Action Items

- 7.1 Consideration of approval of the MCWIC year-to-date financial reports for the period ending March 31, 2022.

8.0 Information Items

- 8.1 Workforce Development Board (WDB) of Madera County Update
- 8.2 WIOA Formula Quarterly Budget and Program Overview as of March 2022
- 8.3 Mission Square 457b Annual 2021 Retirement Account Information
- 8.4 Discussion regarding MCWIC teleconference meetings
- 8.5 Fiscal and Procurement Fiscal Year 2020-21 Final Monitoring Report
- 8.6 MCWIC Executive Director Evaluation Update
- 8.7 Information on Weekly Unemployment Insurance (UI) Initial Claims for Madera County

9.0 Written Communication

10.0 Open Discussion/Reports/Information

- 10.1 Board Members
- 10.2 Staff

11.0 Next Meeting

June 23, 2022

12.0 Adjournment

RESOLUTION NO. 2022-01**MADERA COUNTY WORKFORCE INVESTMENT CORPORATION****ADOPTING FINDINGS THAT THERE IS A PROCLAIMED STATE OF EMERGENCY AND THAT MEETING IN PERSON POSES IMMINENT HEALTH AND SAFETY RISKS TO ATTENDEES AND AUTHORIZING REMOTE TELECONFERENCE MEETINGS FOR THE BOARD FOR THE PERIOD OF June 2, 2022 THROUGH July 1, 2022**

WHEREAS, on March 4, 2020, Governor Gavin Newsom declared a State of Emergency in the State of California; and

WHEREAS in light of ongoing concerns about public health and safety, on March 17, 2020, Governor Newsom issued Executive Order N-29-20, which suspended certain provisions of the Ralph M. Brown Act (the “Brown Act”) in order to allow local government bodies to conduct open meetings safely during the coronavirus pandemic. On June 11, 2021, the Governor issued Executive Order N-08-21, extending the suspension of these provisions to allow local government bodies to continue to conduct their meetings remotely through September 30, 2021; and

WHEREAS, on September 10, 2021, the Legislature took additional action to allow local agencies to forego compliance with the Brown Act teleconferencing requirements under specific circumstances after the expiration of the Governor’s order by adopting AB 361, which amends the Brown Act’s requirements for teleconferencing during a proclaimed state of emergency and when certain other conditions are met and certain findings are made. Because the bill contained an urgency clause, it took effect upon Governor Newsom’s signature on September 16, 2021; and

WHEREAS, the Brown Act, as amended, allows local agencies to make an initial determination to hold open meetings via teleconferencing when there is a proclaimed state of emergency and any of the following circumstances exist:

1. State or local officials have imposed or recommended social distancing

2. The local agency holds a meeting for the purpose of determining by majority vote if meeting in person would pose imminent health and safety risks to attendees
3. The local agency holds a meeting after having determined by majority vote that, as a result of the emergency, meeting in person would pose imminent risks to the health or safety of attendees.

The local agency must reconsider whether the state of emergency continues to impact the ability of the members to meet safely in person or whether local or state officials continue to impose or recommend social distancing every 30 days; and

WHEREAS the rates of transmission of COVID-19 and variants, and to protect the health and safety of the public, the Madera County Workforce Investment Corporation (MCWIC) wishes to take the actions necessary to comply with the Brown Act, as amended and to continue to hold its Board meetings remotely via teleconference.

NOW, THEREFORE, BE IT RESOLVED that the MCWIC hereby finds that pursuant to the Governor's State of Emergency Declaration, issued on March 4, 2020, there is a proclaimed State of Emergency in the State of California; and

BE IT FURTHER RESOLVED that the MCWIC finds that meeting in person in the next 30 days would pose imminent health and safety risks to attendees; and

BE IT FURTHER RESOLVED that the MCWIC approves meeting via teleconference for all Regular and Special meetings of the MCWIC for 30 days following this resolution, in accordance with the Government Code section 54953(e) and other applicable provisions of the Brown Act.

Regularly passed and adopted this 26th day of May, 2022 by the following vote:

AYES:

NAYES:

ABSENT:

Chair
Madera County Workforce Investment Corporation

ATTEST:

Secretary
Madera County Workforce Investment Corporation



MINUTES

April 28, 2022

**Convened at Madera County Workforce Assistance Center
2037 W. Cleveland Avenue, Madera, CA 93637**

Zoom Meeting: <https://us02web.zoom.us/j/81999204075?pwd=TDh2T0t0Sml3SEU1K2NjcFhFaEtndz09;>

Meeting ID: 819 9920 4075; Password: 819 9920 4075; Phone: (669) 900-9128

PRESENT: Debi Bray, Ramona Davie, Roger Leach, Gabriel Mejia, Tim Riche

ABSENT: Mike Farmer, Mattie Mendez, Time Riche

GUEST:

STAFF: Jessica Roche, Maiknue Vang, Nicki Martin, Tracie Scott-Contreras

1.0 Call to Order

Meeting called to order at 3:08 p.m. by MCWIC Chair Debi Bray.

1.1 Pledge of Allegiance

2.0 Additions to the Agenda

None.

3.0 Public Comment

None.

4.0 Introductions and Recognitions

None.

5.0 Adoption of Board Agenda

Tim Riche moved to adopt the agenda, seconded by Gabriel Mejia.

Vote: Approved – unanimous

Yes: Debi Bray, Ramona Davie, Roger Leach, Gabriel Mejia, Tim Riche

6.0 Consent Calendar

6.1 Consideration to reaffirm Resolution 2021-01 authorizing remote teleconferencing for the period of May 3, 2022 through June 1, 2022 in accordance with Assembly Bill 361.

6.2 Consideration of approval of the March 24, 2022 Madera County Workforce Investment Corporation (MCWIC) meeting minutes.

6.3 Consideration of approval of Robyn Smith's resignation from the MCWIC.

Gabriel Mejia moved to approve the Consent Calendar, seconded by Ramona Davie.

Vote: Approved – unanimous

Yes: Debi Bray, Ramona Davie, Roger Leach, Gabriel Mejia, Tim Riche

7.0 Action Items

7.1 Consideration of approval of the MCWIC year-to-date financial reports for the period ending February 28, 2022.

Staff presented financial documents through February 28, 2022. There was a significant jump in trainings in February and even more in March. Adult and Dislocated Worker expenditures are looking good and all expenditures are happening as anticipated. There have been some salary savings due to some open positions. Notes for some negative figures on the Encumbrance Budget Report in the Total Budget Variance column can be found at the bottom of the second page of that report. Madera is still waiting to receive Employment Development Department's (EDD) retroactive lease payment. Their retro payment will go back to October. An amendment will be done once received. The lease document is already approved but staff are waiting for the signed amendment. The lease document is strictly for space in the Center. Equipment such as phones are not included in lease documents.

Roger Leach moved to approve, seconded by Gabriel Mejia.

Vote: Approved – unanimous

Yes: Debi Bray, Ramona Davie, Roger Leach, Gabriel Mejia, Tim Riche

7.2 Consideration of approval of donation of laptops to the California Department of Corrections and Rehabilitation (CDCR)/Valley State Prison for the purpose of America's Job Center of California (AJCC) Agreement C5610584 valued at \$1,829.54 each.

CDCR requested that Madera get the contract in place which included the purchase of 2 laptops and a printer to be used by MCWIC staff at the facility. CDCR asked for the purchase specific items and that the items be donated to the facility. The purchase of the equipment was written into the contract and the funds for the purchase were included within the contract.

Tim Riche moved to approve, seconded by Ramona Davie.

Roger Leach moved to approve, seconded by Gabriel Mejia.

Vote: Approved – unanimous

Yes: Debi Bray, Ramona Davie, Roger Leach, Gabriel Mejia, Tim Riche

8.0 Information Items

8.1 Workforce Development Board (WDB) of Madera County Update

Information provided within the agenda packet. The Workforce Board last met on April 21, 2022. The agenda for that meeting were provided for the Board's review.

8.2 Program Update

Information provided within the agenda packet. Program information through March 31, 2022 was provided. Madera applied for the Wells Fargo grant again in the amount of \$22,000 to be used to pay for the IMAGO platform as well as equipment for participants. The Corrections Workforce Specialist position was filled. Their tentative start date is mid-May but will be dependent on how quickly that person can get access and the required training for the facility. Youth program services at Juvenile Hall have begun. 2 worksites for the Wildfire grant have been submitted. Stewards of the Sierras will be the worksite lead. Participants will work in areas affected by the wildfires. Staff are waiting for the State to approve the sites before work can begin. The P2E, ELL, and DEA projects ended as of 3/31/22. While the ELL participant numbers were met, the expenditure requirement for the project were not met and approximately \$15,000 in funds had to be de-obligated and returned to the State. ELL works slightly different than other grants. It aims to serve a number of individuals rather than enroll individuals. While some individuals can be enrolled into the program, there are a few that do not have right-to-work documents who can not be enrolled. They are still provided the basic services, though. Some individuals can sometimes qualify for multiple funding sources/grants at the same time. Youth services are targeted towards youth who are out of school (OSY) between the ages of 16-24. Services are not provided to in-school youth.

8.3 Update on WDB approval of AA111014 line item transfer of \$25,000 and AA211014 line item transfer of \$350,000 from the Dislocated Worker (DW) funding stream to Adult funding stream

In December, staff were worried that the program wouldn't be able to expend the required funds for trainings. People started coming into the Center in February. In March, 33 trainings were done where 8 is usually the average. Staff

have been slammed by training requests. The DW to Adult transfers were necessary to cover all the extra trainings. Some special grants also ended and so those funds were not available to pay for trainings. The State has not given the workforce areas information on the next fiscal year allocations. Allocations are done in 2 parts – Youth allocations are usually provided in the Spring and the other in October. The Youth allocations have not been sent to the areas at this time. Madera will partner with the Fresno Workforce Board to provide services to adult participants and will refer participants to community colleges for some trainings. Staff are referring participants to lower cost training options in order to save money on trainings. At this time, staff are being told to hold off on trainings for participants through our program directly. Anyone who has already been enrolled for training will still be trained since those funds have already been obligated. Anyone new or pending participants will be referred to Fresno for services.

8.4 Update on Beaudette Inc.'s One Stop Operator Reports for the Periods of October 1, 2022 to December 31, 2021 and January 1, 2022 to March 31, 2022

Information provided within the agenda packet. The Partner meetings are having good turn-outs. There have been cross-trainings between partners and documents are being centralized. The OSO is working with the Madera WDB on the Continuous Improvement Plan. Beaudette will continue to act as the OSO the next fiscal year.

8.5 Corrections Workforce Specialist (Grant Funded) Salary Update – correction to annual salary calculation listed on original Board approved salary schedule

Information provided within the agenda packet. The Annual Salary information provided on the non-exempt salary schedule approved at the last MCWIC meeting for the Corrections Workforce Specialist was incorrect. The hourly rate was listed correctly. Staff provided a corrected schedule.

8.6 Information on Weekly Unemployment Insurance (UI) Initial Claims for Madera County

Information provided within the agenda packet. UI claims continue to decrease and are now significantly lower. Numbers for specific areas/cities such as for the City of Madera or Chowchilla are not available through EDD. That information would need to be gathered through the last Census but may not reflect the current job market. Low UI numbers could be the result of people going back to work or some people falling out of the labor market and no longer being counted. Allocations are based on UI figures so the low UI numbers may impact future allocations.

9.0 Written Communication

9.1 Executive Order (EO) N-6-22: Sanctions in Response to Russian Aggression in Ukraine

Information provided within the agenda packet.

10.0 Open Discussion/Reports/Information

10.1 Board Members

Tim Riche shared that the Madera Unified Robotics Team came in 4th at the World Championships. The Career Technical Education (CTE) audit was completed and everything looked good.

10.2 Staff

None.

11.0 Next Meeting

May 26, 2022

12.0 Adjournment

Ramona Davie moved to adjourn at 4:11 p.m., seconded by Roger Leach.

Madera County Workforce Investment Corporation
Balance Sheet - Statement of Financial Position FY 2021-2022

As of 3/31/2022

(In Whole Numbers)

	Current Fiscal Year	Prior Year Audited Financials Ending Balance
CURRENT ASSETS		
Cash and cash equivalents		
Cash in BA - Main	319,816	291,971
Cash in BA - Payroll	17,801	75,982
Total Cash and cash equivalents	337,617	367,952
Accounts Receivable	101,226	316,380
Prepaid Expenses		
Prepaid Expense	1,310	1,310
Total Prepaid Expenses	1,310	1,310
Total assets, net		
Computer & Software	149,116	149,116
Office Equipment	20,226	20,226
Vehicles	0	0
Furniture & Fixtures	550	550
Accumulated Depreciation	(147,150)	(147,150)
Total Total assets, net	22,742	22,742
Total CURRENT ASSETS	462,894	708,384
CURRENT LIABILITIES		
Accounts Payable	103,300	86,092
Accrued payroll and related expenses	62,748	57,226
Vacation Payable	43,944	28,612
Total CURRENT LIABILITIES	209,992	171,929
NET ASSETS		
Temporary restricted and unrestricted		
Unrestricted	(215,321)	(500,886)
Restricted	(37,582)	(35,568)
Total Temporary restricted and unrestricted	(252,902)	(536,455)
Total NET ASSETS	(252,902)	(536,455)
Total liabilities and net assets	462,894	708,384

Madera County Workforce Investment Corporation
Statement of Cash Flows - Board Report - Statement of Cash Flow
As of 3/31/2022
(In Whole Numbers)

	Current Month	Current Fiscal Year
CASH FLOWS FROM OPERATING ACTIVITIES		
Change in Net Assets	(189,216)	(283,553)
Change in Operating Assets:		
Accounts Receivable	(18,897)	215,154
Total Accounts Receivable	(18,897)	215,154
Total Change in Operating Assets:	(18,897)	215,154
Change in Operating Liabilities:		
Accounts payable	103,275	17,208
Accrued payroll and related expenses	9,915	20,855
Total Change in Operating Liabilities:	113,189	38,063
Total CASH FLOWS FROM OPERATING ACTIVITIES	(94,923)	(30,335)
Net Change in Cash and Cash Equivalents	(94,923)	(30,335)
Cash and Cash Equivalents at the Beginning of the Year	432,540	367,952
Total Cash and Cash Equivalents at the Beginning of the Year	432,540	367,952
Cash and Cash Equivalents as of Current Period End Date	337,617	337,617

Madera County Workforce Investment Corporation
 Encumbrance Budget
 From 7/1/2021 Through 3/31/2022

GL Code	Account Title	Total Budget Board			Total Budget Variance - Original	% Budget Remaining
		Approved 10.18.21	YTD Actual	YTD Enc		
REVENUE						
4000	Grant Revenue (Federal)	4,134,047	1,850,821	0	2,283,225	
4300	Other Revenue (State or Local)	126,592	80,950	0	45,642	
4500	Interest Revenue	0	2	0	(2)	
4600	Sublease/Rental Income	235,424	154,797	0	80,627	
Total	Revenue	4,496,063	2,086,570	0	2,409,493	54%
EXPENDITURES						
02	Personnel Costs					
5100	Staff Salaries	1,429,518	880,169	0	549,349	
5105	Vacation	0	83,169	0	(83,169)	
	<i>Subtotal Salaries (reg/vac)</i>	<i>1,429,518</i>	<i>963,338</i>	<i>0</i>	<i>466,180</i>	
5111	Employer Medicare Expense	20,731	14,352	0	6,379	
5112	Social Security Employer Exp	88,643	61,366	0	27,277	
5115	CA Unemployment Insurance E	10,195	6,735	0	3,460	
5116	CA Training Tax Expense	182	182	0	0	
5120	Workers Compensation Expense	3,563	2,468	0	1,095	
5130	Group Health Insurance Expens	203,089	91,389	33,725	77,975	
5140	Employers 457 Expense	85,771	56,393	0	29,378	
5160	Group Dental Insurance	14,064	6,785	7,277	2	
5170	Group Vision Insurance	3,125	1,617	1,508	0	
5180	Group Life Insurance	3,127	1,900	1,225	2	
5190	Employee Assistance Program E	782	410	196	176	
Total 02	Personnel Costs	1,862,789	1,206,936	43,931	611,922	33%
03	General Operating					
5200	Materials and Supplies	19,901	6,866	(32)	13,067	
5210	Facility Materials and Supplies	500	16,249	3,488	(19,237)	
5230	Contributed Materials and Suppl	0	3,659	0	(3,659)	
5300	Rent Expense	216,650	165,329	53,463	(2,142)	
5310	Common Area Maintenance	31,119	27,346	8,391	(4,618)	
5320	Telephone Expense	15,914	14,492	8,237	(6,815)	
5330	Utilities Expense	84,040	32,652	32,873	18,515	
5340	Property & Liability Insurance	6,798	6,948	0	(150)	
5400	Postage Expense	322	2,180	0	(1,858)	

Madera County Workforce Investment Corporation
Encumbrance Budget
From 7/1/2021 Through 3/31/2022

GL Code	Account Title	Total Budget Board			Total Budget Variance - Original	% Budget Remaining
		Approved 10.18.21	YTD Actual	YTD Enc		
5410	Printing Expense	1,000	40	0	960	
5420	Advertising Expense	7,500	29,776	19,085	(41,361)	
5440	Dues, Subscriptions, Fees Exper	39,941	13,597	5,827	20,517	
5500	Auditing Fees	27,000	27,507	0	(507)	
5510	Legal Fees	5,000	0	5,000	0	
5520	Consulting/Professional Services	33,500	16,717	8,020	8,763	
5530	Taxes and Fees	250	233	170	(153)	
5600	Office Equipment	5,000	324	0	4,676	
5610	Equipment Maintenance	17,683	6,667	2,570	8,447	
5620	Equipment Rental	5,193	1,139	381	3,673	
5632	Information Technology	100,732	46,594	14,537	39,601	
5640	Internet Expense	38,734	3,026	2,135	33,573	
5710	Staff Training Expense	5,000	4,664	0	336	
5720	Travel Expense	5,309	6,806	0	(1,497)	
5730	Conference, Conventions & Mee	16,600	7,279	0	9,321	
5810	General Operating Services	7,244	28,419	1,276	(22,451)	
5820	Facility Maintenance Services	<u>44,065</u>	<u>32,349</u>	<u>13,831</u>	<u>(2,114)</u>	
Total 03 General Operating		734,996	500,856	181,251	50,889	7%
04 Direct Client Costs						
5800	Program Services	1,198,534	662,331	228,717	307,486	26%
Total 04 Direct Client Costs		1,198,533.87	662,331.08	228,716.83	307,485.96	26%
Total Expenditures		3,796,318	2,370,122	453,899	970,297	
Total - Revenue Less Expenditures		699,745	(283,553)		1,439,196	

Notes:

- GL 5210 Facility Materials and Supplies -
Installation of cameras and access control system not included in original budget \$14,475.20
Increase in PPE supplies
- GL 5230 Contributed Materials and Supplies In-Kind
Per CDCR contract, purchased IT equipment to be donated back to VSP
- GL 5320 Telephone -
Increase in phone service due to increase in partners/agencies moving back into facility
- GL 5340 Property & Liability Insurance -
Annual cost of general business liability increased
- GL 5400 Postage -
Postage increase for program purposes due to reduced in person activity
- GL 5420 Advertising Expense -
Radio advertising not included in original budget. Due to severe reduction in client activity, management determined alternative method of outreach
- GL 5810 General Operating Services -
Staffing services contract \$23,040 - will adjust budget costs from Personnel Costs to General Operating Services upon completion of contract
- GL 5720 WorkCon Conference - Attendees were 2 above budgeted amount



Madera County Workforce Investment Corporation
 Aged Receivables by Invoice Date
 Aging Date - 3/31/2022
 From 7/1/2021 Through 3/31/2022

Customer ID	Customer Name	Invoice Date	Invoice Number	Invoice/Credit Description	Total	Current	1 - 30 Days Past Due	31 - 60 Days Past Due	61 - 90 Days Past Due	Over 90 Days Pa Due
1000	Central Valley Opportunity Center	6/30/2021	ARDoc1420	CVOC AJCC - June 2021	401.64	0.00	0.00	0.00	0.00	401.64
1000		8/31/2021	ARDoc1449	CVOC AJCC - August 2021	559.71	0.00	0.00	0.00	0.00	559.71
1000		9/30/2021	ARDoc1456	CVOC AJCC - September 2021	435.04	0.00	0.00	0.00	0.00	435.04
1000		12/31/2021	ARDoc1495	CVOC AJCC - December 2021	326.16	0.00	0.00	0.00	326.16	0.00
1000		1/31/2022	ARDoc1513	CVOC AJCC - January 2022	405.84	0.00	0.00	405.84	0.00	0.00
1000		2/28/2022	ARDoc1528	CVOC AJCC - February 2022	383.58	0.00	0.00	383.58	0.00	0.00
1000		3/31/2022	ARDoc1544	CVOC AJCC - March 2022	633.37	633.37	0.00	0.00	0.00	0.00
Total 1000					3,145.34	633.37	0.00	789.42	326.16	,396.39
1004	State Center Community College District	8/31/2021	ARDoc1443	SCCCD AJCC - August 2021	763.00	0.00	0.00	0.00	0.00	763.00
1004		9/30/2021	ARDoc1454	SCCCD AJCC - September 2021	763.00	0.00	0.00	0.00	0.00	763.00
1004		3/31/2022	ARDoc1543	SCCCD AJCC - March 2022	763.00	763.00	0.00	0.00	0.00	0.00
Total 1004					2,289.00	763.00	0.00	0.00	0.00	,526.00
1005	Madera County Probation Department	6/30/2021	ARDoc1423	CCP In Custody - June 2021	0.10	0.00	0.00	0.00	0.00	0.10
1005		2/28/2022	ARDoc1535	CCP Post Release - February 2022	536.24	0.00	0.00	536.24	0.00	0.00

Madera County Workforce Investment Corporation

Aged Receivables by Invoice Date

Aging Date - 3/31/2022

From 7/1/2021 Through 3/31/2022

Customer ID	Customer Name	Invoice Date	Invoice Number	Invoice/Credit Description	Total	Current	1 - 30 Days Past Due	31 - 60 Days Past Due	61 - 90 Days Past Due	Over 90 Days Past Due
1005		2/28/2022	ARDoc1536	CCP Emergency COVID - February 2022	3,015.26	0.00	0.00	3,015.26	0.00	0.00
1005		3/31/2022	ARDoc1548	CCP Emergency COVID - March 2022	2,836.86	2,836.86	0.00	0.00	0.00	0.00
1005		3/31/2022	ARDoc1549	CCP In Custody - March 2022	4,467.98	4,467.98	0.00	0.00	0.00	0.00
1005		3/31/2022	ARDoc1550	CCP Post Release - March 2022	222.09	222.09	0.00	0.00	0.00	0.00
Total 1005	Madera County Probation Department				11,078.53	7,526.93	0.00	3,551.50	0.00	0.10
1008	Department of Rehabilitation	6/30/2021	ARDoc1416	DOR AJCC - June 2021	452.67	0.00	0.00	0.00	0.00	452.67
1008		12/31/2021	ARDoc1501	DOR AJCC - July 2021	468.15	0.00	0.00	0.00	468.15	0.00
1008		12/31/2021	ARDoc1502	DOR AJCC - August 2021	468.15	0.00	0.00	0.00	468.15	0.00
1008		12/31/2021	ARDoc1503	DOR AJCC - September 2021	468.15	0.00	0.00	0.00	468.15	0.00
1008		12/31/2021	ARDoc1504	DOR AJCC - October 2021	468.15	0.00	0.00	0.00	468.15	0.00
1008		12/31/2021	ARDoc1505	DOR AJCC - November 2021	468.15	0.00	0.00	0.00	468.15	0.00
1008		12/31/2021	ARDoc1506	DOR AJCC - December 2021	468.15	0.00	0.00	0.00	468.15	0.00
1008		1/31/2022	ARDoc1522	DOR AJCC - January 2022	468.15	0.00	0.00	468.15	0.00	0.00
1008		2/28/2022	ARDoc1530	DOR AJCC - February 2022	468.15	0.00	0.00	468.15	0.00	0.00
1008		3/31/2022	ARDoc1547	DOR AJCC - March 2022	468.15	468.15	0.00	0.00	0.00	0.00

Madera County Workforce Investment Corporation

Aged Receivables by Invoice Date

Aging Date - 3/31/2022

From 7/1/2021 Through 3/31/2022

Customer ID	Customer Name	Invoice Date	Invoice Number	Invoice/Credit Description	Total	Current	1 - 30 Days Past Due	31 - 60 Days Past Due	61 - 90 Days Past Due	Over 90 Days Past Due
Total 1008	Department of Rehabilitation				4,666.02	468.15	0.00	936.30	2,808.90	452.67
1020	(CDCR) California Department Corrections and Rehab	3/31/2022	ARDoc1555	CDCR - March 2022	4,939.74	4,939.74	0.00	0.00	0.00	0.00
Total 1020	(CDCR) California Department Corrections and Rehab				4,939.74	4,939.74	0.00	0.00	0.00	0.00
1065	Madera Adult School	8/31/2021	ARDoc1450	MAS AJCC - August 2021	6,228.88	0.00	0.00	0.00	0.00	,228.88
1065		12/31/2021	ARDoc1496	MAS AJCC - December 2021	3,194.79	0.00	0.00	0.00	3,194.79	0.00
1065		2/28/2022	ARDoc1529	MAS AJCC - February 2022	4,367.33	0.00	0.00	4,367.33	0.00	0.00
1065		3/31/2022	ARDoc1545	MAS AJCC - March 2022	9,931.08	9,931.08	0.00	0.00	0.00	0.00
Total 1065	Madera Adult School				23,722.08	9,931.08	0.00	4,367.33	3,194.79	,228.88
1072	Stanislaus County Department of Workforce Development	2/28/2022	ARDoc1538	Stanislaus VEAP - February 2022	446.29	0.00	0.00	446.29	0.00	0.00
1072		3/31/2022	ARDoc1553	Stanislaus VEAP - March 2022	210.26	210.26	0.00	0.00	0.00	0.00
1072		3/31/2022	ARDoc1554	Stanislaus RPI Slingshot - March 2022	4,207.42	4,207.42	0.00	0.00	0.00	0.00

Madera County Workforce Investment Corporation

Aged Receivables by Invoice Date

Aging Date - 3/31/2022

From 7/1/2021 Through 3/31/2022

Customer ID	Customer Name	Invoice Date	Invoice Number	Invoice/Credit Description	Total	Current	1 - 30 Days Past Due	31 - 60 Days Past Due	61 - 90 Days Past Due	Over 90 Days Past Due
Total 1072	Stanislaus County Department of Workforce Development				4,863.97	4,417.68	0.00	446.29	0.00	0.00
1073	EDD-DGS	10/31/2020	ARDoc1391	EDD AJCC - October 2020 Additional Estimated Rent Increase	944.00	0.00	0.00	0.00	0.00	944.00
1073		11/30/2020	ARDoc1392	EDD AJCC - November 2020 Additional Estimated Rent Increase	944.00	0.00	0.00	0.00	0.00	944.00
1073		12/31/2020	ARDoc1393	EDD AJCC - December 2020 Additional Estimated Rent Increase	944.00	0.00	0.00	0.00	0.00	944.00
1073		1/31/2021	ARDoc1394	EDD AJCC - January 2021 Additional Estimated Rent Increase	944.00	0.00	0.00	0.00	0.00	944.00
1073		2/28/2021	ARDoc1395	EDD AJCC - February 2021 Additional Estimated Rent Increase	944.00	0.00	0.00	0.00	0.00	944.00
1073		3/31/2021	ARDoc1396	EDD AJCC - March 2021 Additional Estimated Rent Increase	944.00	0.00	0.00	0.00	0.00	944.00

Madera County Workforce Investment Corporation

Aged Receivables by Invoice Date

Aging Date - 3/31/2022

From 7/1/2021 Through 3/31/2022

Customer ID	Customer Name	Invoice Date	Invoice Number	Invoice/Credit Description	Total	Current	1 - 30 Days Past Due	31 - 60 Days Past Due	61 - 90 Days Past Due	Over 90 Days Past Due
1073		4/30/2021	ARDoc1397	EDD AJCC - April 2021 Additional Estimated Rent Increase	944.00	0.00	0.00	0.00	0.00	944.00
1073		5/31/2021	ARDoc1398	EDD AJCC - May 2021 Additional Estimated Rent Increase	944.00	0.00	0.00	0.00	0.00	944.00
1073		6/1/2021	ARDoc1407	EDD AJCC - June 2021- Additional Estimated Rent Increase	944.00	0.00	0.00	0.00	0.00	944.00
1073		6/30/2021	ARDoc1418	EDD Phone - June 2021	135.00	0.00	0.00	0.00	0.00	135.00
1073		7/31/2021	ARDoc1431	EDD Phone - July 2021	210.00	0.00	0.00	0.00	0.00	210.00
1073		8/1/2021	ARDoc1430	EDD AJCC - August 2021	5,581.44	0.00	0.00	0.00	0.00	5,581.44
1073		8/31/2021	ARDoc1441	EDD Phone - August 2021	210.00	0.00	0.00	0.00	0.00	210.00
1073		10/1/2021	ARDoc1453	EDD Rent - October 2021	5,581.44	0.00	0.00	0.00	0.00	5,581.44
1073		10/31/2021	ARDoc1467	EDD AJCC Phone - October 2021	532.00	0.00	0.00	0.00	0.00	532.00
1073		12/31/2021	ARDoc1497	EDD Phone - December 2021	210.00	0.00	0.00	0.00	210.00	0.00
1073		1/31/2022	ARDoc1523	EDD Phone - January 2022	210.00	0.00	0.00	210.00	0.00	0.00
1073		2/28/2022	ARDoc1531	EDD Phone - February 2022	210.00	0.00	0.00	210.00	0.00	0.00
1073		3/1/2022	ARDoc1557	EDD Rent July 2021 through March 2022 amendment Adjustment	8,681.55	0.00	8,681.55	0.00	0.00	0.00

Madera County Workforce Investment Corporation

Aged Receivables by Invoice Date

Aging Date - 3/31/2022

From 7/1/2021 Through 3/31/2022

Customer ID	Customer Name	Invoice Date	Invoice Number	Invoice/Credit Description	Total	Current	1 - 30 Days Past Due	31 - 60 Days Past Due	61 - 90 Days Past Due	Over 90 Days Past Due
1073		3/31/2022	ARDoc1546	EDD Phone - March 2022	210.00	210.00	0.00	0.00	0.00	0.00
Total 1073	EDD-DGS				30,267.43	210.00	8,681.55	420.00	210.00	,745.88
1106	County of San Joaquin	3/31/2022	ARDoc1552	PS2 SSEL - March 2022	2,716.07	2,716.07	0.00	0.00	0.00	0.00
Total 1106	County of San Joaquin				2,716.07	2,716.07	0.00	0.00	0.00	0.00
1118	P. Steve Ramirez Vocational Training Centers	9/1/2021	ARDoc1442	PSR AJCC - September 2021	3,724.84	0.00	0.00	0.00	0.00	,724.84
1118		10/1/2021	ARDoc1455	PSR AJCC - October 2021	3,724.84	0.00	0.00	0.00	0.00	,724.84
1118		2/1/2022	ARDoc1521	PSR AJCC - February 2022	3,724.84	0.00	0.00	3,724.84	0.00	0.00
Total 1118	P. Steve Ramirez Vocational Training Centers				11,174.52	0.00	0.00	3,724.84	0.00	,449.68
1120	GRID Alternatives	2/28/2022	ARDoc1537	Grid Pathway Home - February 2022	1,755.47	0.00	0.00	1,755.47	0.00	0.00
1120		3/31/2022	ARDoc1551	Grid Alternatives Pathway Home - March 2022	607.35	607.35	0.00	0.00	0.00	0.00
Total 1120	GRID Alternatives				2,362.82	607.35	0.00	1,755.47	0.00	0.00
1124	Impossible Services Group Inc. (ISG)	4/13/2022	ARDoc1524	ISG AJCC - March 2022	1,410.00	1,410.00	0.00	0.00	0.00	0.00
1124		4/13/2022	ARDoc1532	ISG AJCC - April 2022	(1,410.00)	(1,410.00)	0.00	0.00	0.00	0.00

Madera County Workforce Investment Corporation

Aged Receivables by Invoice Date

Aging Date - 3/31/2022

From 7/1/2021 Through 3/31/2022

Customer ID	Customer Name	Invoice Date	Invoice Number	Invoice/Credit Description	Total	Current	1 - 30 Days Past Due	31 - 60 Days Past Due	61 - 90 Days Past Due	Over 90 Days Past Due
Total 1124	Impossible Services Group Inc. (ISG)				0.00	0.00	0.00	0.00	0.00	0.00
Report Total					/ 101,225.52	32,213.37	8,681.55	15,991.15	6,539.85	,799.60

Madera County Workforce Investment Corporation
 Aged Payables by Invoice Date - Aged Payables
 From 7/1/2021 Through 3/31/2022

Aging Date -
 3/31/2022

Vendor ID	Vendor Name	Date Invoiced	Invoice Number	Amount Due	1 - 30 Days Past Due	31 - 60 Days Past Due	Total
1007	ADVANCED CAREER INSTITUTE	3/1/2022	APDoc7431	0.00	2,145.08	0.00	2,145.08
	ADVANCED CAREER INSTITUTE	3/1/2022	APDoc7432	0.00	866.86	0.00	866.86
	ADVANCED CAREER INSTITUTE	3/1/2022	APDoc7439	0.00	1,042.90	0.00	1,042.90
	ADVANCED CAREER INSTITUTE	3/1/2022	APDoc7440	0.00	1,048.80	0.00	1,048.80
	ADVANCED CAREER INSTITUTE	3/31/2022	APDoc7502	1,962.52	0.00	0.00	1,962.52
	ADVANCED CAREER INSTITUTE	3/31/2022	APDoc7503	2,230.00	0.00	0.00	2,230.00
	ADVANCED CAREER INSTITUTE	3/31/2022	APDoc7504	3,103.52	0.00	0.00	3,103.52
	ADVANCED CAREER INSTITUTE	3/31/2022	APDoc7505	3,279.72	0.00	0.00	3,279.72
	ADVANCED CAREER INSTITUTE	3/31/2022	APDoc7513	4,101.24	0.00	0.00	4,101.24
	ADVANCED CAREER INSTITUTE	3/31/2022	APDoc7514	<u>4,335.50</u>	<u>0.00</u>	<u>0.00</u>	<u>4,335.50</u>
Total 1007	ADVANCED CAREER INSTITUTE			19,012.50	5,103.64	0.00	24,116.14
1013	CENTRAL VALLEY OPPORTUNITY CENTER	3/1/2022	APDoc7441	0.00	525.12	0.00	525.12
	CENTRAL VALLEY OPPORTUNITY CENTER	3/31/2022	APDoc7506	1,999.94	0.00	0.00	1,999.94
	CENTRAL VALLEY OPPORTUNITY CENTER	3/31/2022	APDoc7508	898.51	0.00	0.00	898.51
	CENTRAL VALLEY OPPORTUNITY CENTER	3/31/2022	APDoc7515	1,152.00	0.00	0.00	1,152.00
	CENTRAL VALLEY OPPORTUNITY CENTER	3/31/2022	APDoc7516	<u>1,868.22</u>	<u>0.00</u>	<u>0.00</u>	<u>1,868.22</u>
Total 1013	CENTRAL VALLEY OPPORTUNITY CENTER			5,918.67	525.12	0.00	6,443.79
1017	INSTITUTE OF TECHNOLOGY	3/31/2022	APDoc7469	508.25	0.00	0.00	508.25
	INSTITUTE OF TECHNOLOGY	3/31/2022	APDoc7470	2,072.90	0.00	0.00	2,072.90
	INSTITUTE OF TECHNOLOGY	3/31/2022	APDoc7471	927.08	0.00	0.00	927.08
	INSTITUTE OF TECHNOLOGY	3/31/2022	APDoc7472	107.10	0.00	0.00	107.10
	INSTITUTE OF TECHNOLOGY	3/31/2022	APDoc7473	927.08	0.00	0.00	927.08
	INSTITUTE OF TECHNOLOGY	3/31/2022	APDoc7474	161.11	0.00	0.00	161.11
	INSTITUTE OF TECHNOLOGY	3/31/2022	APDoc7475	829.35	0.00	0.00	829.35
	INSTITUTE OF TECHNOLOGY	3/31/2022	APDoc7491	192.10	0.00	0.00	192.10
	INSTITUTE OF TECHNOLOGY	3/31/2022	APDoc7492	634.85	0.00	0.00	634.85
	INSTITUTE OF TECHNOLOGY	3/31/2022	APDoc7509	316.25	0.00	0.00	316.25
	INSTITUTE OF TECHNOLOGY	3/31/2022	APDoc7510	<u>799.00</u>	<u>0.00</u>	<u>0.00</u>	<u>799.00</u>

Madera County Workforce Investment Corporation
Aged Payables by Invoice Date - Aged Payables
From 7/1/2021 Through 3/31/2022

Aging Date -
3/31/2022

Vendor ID	Vendor Name	Date Invoiced	Invoice Number	Amount Due	1 - 30 Days Past Due	31 - 60 Days Past Due	Total
Total 1017	INSTITUTE OF TECHNOLOGY			7,475.07	0.00	0.00	7,475.07
1031	ACT INC	3/17/2022	1272311	0.00	192.00	0.00	192.00
Total 1031	ACT INC			0.00	192.00	0.00	192.00
1043	P. STEVE RAMIREZ VOCATIONAL TRAINING CENTERS	3/1/2022	APDoc7433	0.00	364.24	0.00	364.24
	P. STEVE RAMIREZ VOCATIONAL TRAINING CENTERS	3/1/2022	APDoc7442	0.00	436.88	0.00	436.88
	P. STEVE RAMIREZ VOCATIONAL TRAINING CENTERS	3/31/2022	APDoc7434	1,758.02	0.00	0.00	1,758.02
	P. STEVE RAMIREZ VOCATIONAL TRAINING CENTERS	3/31/2022	APDoc7485	1,484.28	0.00	0.00	1,484.28
	P. STEVE RAMIREZ VOCATIONAL TRAINING CENTERS	3/31/2022	APDoc7486	1,484.28	0.00	0.00	1,484.28
	P. STEVE RAMIREZ VOCATIONAL TRAINING CENTERS	3/31/2022	APDoc7493	1,220.16	0.00	0.00	1,220.16
	P. STEVE RAMIREZ VOCATIONAL TRAINING CENTERS	3/31/2022	APDoc7494	1,380.16	0.00	0.00	1,380.16
	P. STEVE RAMIREZ VOCATIONAL TRAINING CENTERS	3/31/2022	APDoc7523	2,171.80	0.00	0.00	2,171.80
Total 1043	P. STEVE RAMIREZ VOCATIONAL TRAINING CENTERS			9,498.70	801.12	0.00	10,299.82
1045	MADERA ADULT SCHOOL	3/31/2022	MAS22-000027	35.00	0.00	0.00	35.00
Total 1045	MADERA ADULT SCHOOL			35.00	0.00	0.00	35.00
1098	BANK OF AMERICA - VISA	3/24/2022	APDoc7438	0.00	5.98	0.00	5.98
	BANK OF AMERICA - VISA	3/29/2022	APDoc7451	0.00	500.00	0.00	500.00
Total 1098	BANK OF AMERICA - VISA			0.00	505.98	0.00	505.98
1178	California Labor Federation	3/30/2022	APDoc7446	0.00	650.00	0.00	650.00
Total 1178	California Labor Federation			0.00	650.00	0.00	650.00

Madera County Workforce Investment Corporation
Aged Payables by Invoice Date - Aged Payables
From 7/1/2021 Through 3/31/2022

Aging Date -
3/31/2022

Vendor ID	Vendor Name	Date Invoiced	Invoice Number	Amount Due	1 - 30 Days Past Due	31 - 60 Days Past Due	Total
1223	POLICE SCIENCE INSTITUTE INC.	3/31/2022	APDoc7495	<u>6,303.00</u>	<u>0.00</u>	<u>0.00</u>	<u>6,303.00</u>
Total 1223	POLICE SCIENCE INSTITUTE INC.			6,303.00	0.00	0.00	6,303.00
1235	BULLARD UNIFORMS INC	3/30/2022	208878	<u>0.00</u>	<u>194.99</u>	<u>0.00</u>	<u>194.99</u>
Total 1235	BULLARD UNIFORMS INC			0.00	194.99	0.00	194.99
1261	DELL BUSINESS CREDIT	3/19/2022	10569829981	<u>0.00</u>	<u>3,659.07</u>	<u>0.00</u>	<u>3,659.07</u>
Total 1261	DELL BUSINESS CREDIT			0.00	3,659.07	0.00	3,659.07
1495	Clovis Unified School District- Clovis Adult	3/31/2022	71122008	<u>2,866.50</u>	<u>0.00</u>	<u>0.00</u>	<u>2,866.50</u>
Total 1495	Clovis Unified School District- Clovis Adult			2,866.50	0.00	0.00	2,866.50
1520	CENTRAL VALLEY MEDICAL	3/23/2022	1375	<u>0.00</u>	<u>65.00</u>	<u>0.00</u>	<u>65.00</u>
Total 1520	CENTRAL VALLEY MEDICAL			0.00	65.00	0.00	65.00
1552	SPARKLETTS	3/31/2022	16188371040422	<u>182.28</u>	<u>0.00</u>	<u>0.00</u>	<u>182.28</u>
Total 1552	SPARKLETTS			182.28	0.00	0.00	182.28
1601	FCCC: Foundation for California Community Colleges	3/4/2022	Madera-2218	<u>0.00</u>	<u>3,097.84</u>	<u>0.00</u>	<u>3,097.84</u>
	FCCC: Foundation for California Community Colleges	3/18/2022	Madera-2219	<u>0.00</u>	<u>4,679.60</u>	<u>0.00</u>	<u>4,679.60</u>
Total 1601	FCCC: Foundation for California Community Colleges			0.00	7,777.44	0.00	7,777.44
1616	Creekside Land Company LLC	3/31/2022	APDoc7447	<u>1,069.26</u>	<u>0.00</u>	<u>0.00</u>	<u>1,069.26</u>
Total 1616	Creekside Land Company LLC			1,069.26	0.00	0.00	1,069.26
1707	Ultimate Staffing Services	3/25/2022	14160523	<u>0.00</u>	<u>1,024.00</u>	<u>0.00</u>	<u>1,024.00</u>
	Ultimate Staffing Services	3/31/2022	14163688	<u>1,024.00</u>	<u>0.00</u>	<u>0.00</u>	<u>1,024.00</u>

Madera County Workforce Investment Corporation
Aged Payables by Invoice Date - Aged Payables
From 7/1/2021 Through 3/31/2022

Aging Date -
3/31/2022

Vendor ID	Vendor Name	Date Invoiced	Invoice Number	Amount Due	1 - 30 Days Past Due	31 - 60 Days Past Due	Total
Total 1707	Ultimate Staffing Services			1,024.00	1,024.00	0.00	2,048.00
1738	SCCCD-State Center Community College District	3/11/2022	16509622	<u>0.00</u>	<u>138.00</u>	<u>0.00</u>	<u>138.00</u>
Total 1738	SCCCD-State Center Community College District			0.00	138.00	0.00	138.00
174	[REDACTED]	3/31/2022	APDoc7525	<u>26.68</u>	<u>0.00</u>	<u>0.00</u>	<u>26.68</u>
Total 174	[REDACTED]			26.68	0.00	0.00	26.68
1765	Madera Valley Water Company	3/31/2022	APDoc7512	<u>2,160.00</u>	<u>0.00</u>	<u>0.00</u>	<u>2,160.00</u>
Total 1765	Madera Valley Water Company			2,160.00	0.00	0.00	2,160.00
1848	ACREVS	3/25/2022	CA2203204	<u>0.00</u>	<u>395.00</u>	<u>0.00</u>	<u>395.00</u>
Total 1848	ACREVS			0.00	395.00	0.00	395.00
1938	[REDACTED]	3/31/2022	APDoc7524	<u>119.46</u>	<u>0.00</u>	<u>0.00</u>	<u>119.46</u>
Total 1938	[REDACTED]			119.46	0.00	0.00	119.46
1939	American Business Machines	3/11/2022	611554	<u>0.00</u>	<u>15.00</u>	<u>0.00</u>	<u>15.00</u>
Total 1939	American Business Machines			0.00	15.00	0.00	15.00
2023	[REDACTED]	3/1/2022	APDoc7428	0.00	120.00	0.00	120.00
	[REDACTED]	3/1/2022	APDoc7429	0.00	135.00	0.00	135.00
	[REDACTED]	3/1/2022	APDoc7448	<u>0.00</u>	<u>135.00</u>	<u>0.00</u>	<u>135.00</u>
Total 2023	[REDACTED]			0.00	390.00	0.00	390.00
2024	San Joaquin Valley College, Inc	3/1/2022	APDoc7435	0.00	744.22	0.00	744.22
	San Joaquin Valley College, Inc	3/1/2022	APDoc7436	0.00	1,355.25	0.00	1,355.25
	San Joaquin Valley College, Inc	3/1/2022	APDoc7437	0.00	1,362.13	0.00	1,362.13
	San Joaquin Valley College, Inc	3/31/2022	APDoc7511	<u>1,556.87</u>	<u>0.00</u>	<u>0.00</u>	<u>1,556.87</u>
Total 2024	San Joaquin Valley College, Inc			1,556.87	3,461.60	0.00	5,018.47

Madera County Workforce Investment Corporation
Aged Payables by Invoice Date - Aged Payables
From 7/1/2021 Through 3/31/2022

Aging Date -
3/31/2022

Vendor ID	Vendor Name	Date Invoiced	Invoice Number	Amount Due	1 - 30 Days Past Due	31 - 60 Days Past Due	Total
2031		3/31/2022	APDoc7479	15.00	0.00	0.00	15.00
Total 2031				15.00	0.00	0.00	15.00
2038		3/31/2022	APDoc7497	75.00	0.00	0.00	75.00
		3/31/2022	APDoc7498	120.00	0.00	0.00	120.00
		3/31/2022	APDoc7499	120.00	0.00	0.00	120.00
		3/31/2022	APDoc7507	15.00	0.00	0.00	15.00
Total 2038				330.00	0.00	0.00	330.00
2041		3/31/2022	APDoc7465	90.00	0.00	0.00	90.00
Total 2041				90.00	0.00	0.00	90.00
2051		3/31/2022	APDoc7526	69.21	0.00	0.00	69.21
Total 2051				69.21	0.00	0.00	69.21
2063		3/28/2022	22-09	0.00	2,300.00	0.00	2,300.00
Total 2063				0.00	2,300.00	0.00	2,300.00
2065		3/1/2022	APDoc7426	0.00	105.00	0.00	105.00
		3/1/2022	APDoc7427	0.00	75.00	0.00	75.00
		3/31/2022	APDoc7519	90.00	0.00	0.00	90.00
		3/31/2022	APDoc7520	15.00	0.00	0.00	15.00
Total 2065				105.00	180.00	0.00	285.00
2066		3/31/2022	APDoc7460	90.00	0.00	0.00	90.00
Total 2066				90.00	0.00	0.00	90.00
2074		3/1/2022	APDoc7443	0.00	943.00	0.00	943.00
		3/31/2022	APDoc7444	238.31	0.00	0.00	238.31
Total 2074				238.31	943.00	0.00	1,181.31
2077		3/31/2022	APDoc7466	75.00	0.00	0.00	75.00

Madera County Workforce Investment Corporation
Aged Payables by Invoice Date - Aged Payables
From 7/1/2021 Through 3/31/2022

Aging Date -
3/31/2022

Vendor ID	Vendor Name	Date Invoiced	Invoice Number	Amount Due	1 - 30 Days Past Due	31 - 60 Days Past Due	Total
Total 2077				75.00	0.00	0.00	75.00
2081		3/1/2022	APDoc7422	0.00	150.00	0.00	150.00
		3/1/2022	APDoc7423	0.00	30.00	0.00	30.00
Total 2081				0.00	180.00	0.00	180.00
2088		3/31/2022	APDoc7467	45.00	0.00	0.00	45.00
Total 2088				45.00	0.00	0.00	45.00
2089		3/31/2022	APDoc7456	15.00	0.00	0.00	15.00
Total 2089				15.00	0.00	0.00	15.00
2091		3/31/2022	APDoc7500	135.00	0.00	0.00	135.00
		3/31/2022	APDoc7501	105.00	0.00	0.00	105.00
Total 2091				240.00	0.00	0.00	240.00
2095		3/31/2022	APDoc7463	180.00	0.00	0.00	180.00
Total 2095				180.00	0.00	0.00	180.00
2096		3/31/2022	APDoc7459	180.00	0.00	0.00	180.00
Total 2096				180.00	0.00	0.00	180.00
2098		3/31/2022	APDoc7462	150.00	0.00	0.00	150.00
Total 2098				150.00	0.00	0.00	150.00
2104	Cumulus Media	3/30/2022	BB3125071	0.00	400.00	0.00	400.00
	Cumulus Media	3/30/2022	BB3184136	0.00	400.00	0.00	400.00
	Cumulus Media	3/30/2022	BB3184178	0.00	400.00	0.00	400.00
	Cumulus Media	3/30/2022	BB3184229	0.00	3,910.00	0.00	3,910.00
	Cumulus Media	3/30/2022	BB3215063	0.00	400.00	0.00	400.00
	Cumulus Media	3/30/2022	BB3215175	0.00	3,860.00	0.00	3,860.00
Total 2104	Cumulus Media			0.00	9,370.00	0.00	9,370.00

Madera County Workforce Investment Corporation
Aged Payables by Invoice Date - Aged Payables
From 7/1/2021 Through 3/31/2022

Aging Date -
3/31/2022

Vendor ID	Vendor Name	Date Invoiced	Invoice Number	Amount Due	1 - 30 Days Past Due	31 - 60 Days Past Due	Total
2106	[REDACTED]	3/31/2022	APDoc7477	<u>120.00</u>	<u>0.00</u>	<u>0.00</u>	<u>120.00</u>
Total 2106	[REDACTED]			120.00	0.00	0.00	120.00
2108	Hometown Tax Pros	3/31/2022	APDoc7490	<u>2,208.00</u>	<u>0.00</u>	<u>0.00</u>	<u>2,208.00</u>
Total 2108	Hometown Tax Pros			2,208.00	0.00	0.00	2,208.00
2109	[REDACTED]	3/15/2022	APDoc7450	0.00	135.00	0.00	135.00
	[REDACTED]	3/31/2022	APDoc7483	<u>165.00</u>	<u>0.00</u>	<u>0.00</u>	<u>165.00</u>
Total 2109	[REDACTED]			165.00	135.00	0.00	300.00
2112	[REDACTED]	3/31/2022	APDoc7482	<u>150.00</u>	<u>0.00</u>	<u>0.00</u>	<u>150.00</u>
Total 2112	[REDACTED]			150.00	0.00	0.00	150.00
2113	[REDACTED]	3/31/2022	APDoc7449	<u>105.00</u>	<u>0.00</u>	<u>0.00</u>	<u>105.00</u>
Total 2113	[REDACTED]			105.00	0.00	0.00	105.00
2114	[REDACTED]	3/31/2022	APDoc7478	<u>135.00</u>	<u>0.00</u>	<u>0.00</u>	<u>135.00</u>
Total 2114	[REDACTED]			135.00	0.00	0.00	135.00
2116	[REDACTED]	3/15/2022	APDoc7425	0.00	150.00	0.00	150.00
	[REDACTED]	3/31/2022	APDoc7518	<u>120.00</u>	<u>0.00</u>	<u>0.00</u>	<u>120.00</u>
Total 2116	[REDACTED]			120.00	150.00	0.00	270.00
2124	[REDACTED]	3/31/2022	APDoc7455	<u>75.00</u>	<u>0.00</u>	<u>0.00</u>	<u>75.00</u>
Total 2124	[REDACTED]			75.00	0.00	0.00	75.00
2125	[REDACTED]	3/31/2022	APDoc7454	<u>180.00</u>	<u>0.00</u>	<u>0.00</u>	<u>180.00</u>
Total 2125	[REDACTED]			180.00	0.00	0.00	180.00
2126	[REDACTED]	3/31/2022	APDoc7480	<u>165.00</u>	<u>0.00</u>	<u>0.00</u>	<u>165.00</u>
Total 2126	[REDACTED]			165.00	0.00	0.00	165.00

Madera County Workforce Investment Corporation
Aged Payables by Invoice Date - Aged Payables
From 7/1/2021 Through 3/31/2022

Aging Date -
3/31/2022

Vendor ID	Vendor Name	Date Invoiced	Invoice Number	Amount Due	1 - 30 Days Past Due	31 - 60 Days Past Due	Total
2127		3/15/2022	APDoc7421	0.00	165.00	0.00	165.00
		3/31/2022	APDoc7517	<u>180.00</u>	<u>0.00</u>	<u>0.00</u>	<u>180.00</u>
Total 2127				180.00	165.00	0.00	345.00
2130		3/31/2022	APDoc7461	<u>150.00</u>	<u>0.00</u>	<u>0.00</u>	<u>150.00</u>
Total 2130	Gonzales, Maysa			150.00	0.00	0.00	150.00
2131		3/31/2022	APDoc7458	<u>165.00</u>	<u>0.00</u>	<u>0.00</u>	<u>165.00</u>
Total 2131				165.00	0.00	0.00	165.00
2133		3/31/2022	APDoc7487	<u>195.00</u>	<u>0.00</u>	<u>0.00</u>	<u>195.00</u>
Total 2133				195.00	0.00	0.00	195.00
2134		3/31/2022	APDoc7481	<u>180.00</u>	<u>0.00</u>	<u>0.00</u>	<u>180.00</u>
Total 2134				180.00	0.00	0.00	180.00
2136		3/15/2022	APDoc7430	0.00	105.00	0.00	105.00
		3/31/2022	APDoc7521	<u>210.00</u>	<u>0.00</u>	<u>0.00</u>	<u>210.00</u>
Total 2136				210.00	105.00	0.00	315.00
2137		3/31/2022	APDoc7484	<u>180.00</u>	<u>0.00</u>	<u>0.00</u>	<u>180.00</u>
Total 2137				180.00	0.00	0.00	180.00
2138		3/31/2022	APDoc7496	<u>135.00</u>	<u>0.00</u>	<u>0.00</u>	<u>135.00</u>
Total 2138				135.00	0.00	0.00	135.00
2139		3/31/2022	APDoc7457	<u>60.00</u>	<u>0.00</u>	<u>0.00</u>	<u>60.00</u>
Total 2139				60.00	0.00	0.00	60.00
2140		3/31/2022	APDoc7464	<u>120.00</u>	<u>0.00</u>	<u>0.00</u>	<u>120.00</u>
Total 2140				120.00	0.00	0.00	120.00

Madera County Workforce Investment Corporation
Aged Payables by Invoice Date - Aged Payables
From 7/1/2021 Through 3/31/2022

Aging Date -
3/31/2022

Vendor ID	Vendor Name	Date Invoiced	Invoice Number	Amount Due	1 - 30 Days Past Due	31 - 60 Days Past Due	Total
2141	[REDACTED]	3/31/2022	APDoc7488	<u>60.00</u>	<u>0.00</u>	<u>0.00</u>	<u>60.00</u>
Total 2141	[REDACTED]			60.00	0.00	0.00	60.00
2142	[REDACTED]	3/31/2022	APDoc7489	<u>120.00</u>	<u>0.00</u>	<u>0.00</u>	<u>120.00</u>
Total 2142	[REDACTED]			120.00	0.00	0.00	120.00
2147	Certainteed LLC	3/31/2022	ARCMDoc016	<u>382.50</u>	<u>0.00</u>	<u>0.00</u>	<u>382.50</u>
Total 2147	Certainteed LLC			382.50	0.00	0.00	382.50
366	OFFICE DEPOT BUSINESS DIVISION	3/21/2022	234807497001	0.00	111.84	0.00	111.84
	OFFICE DEPOT BUSINESS DIVISION	3/21/2022	234808293001	<u>0.00</u>	<u>131.17</u>	<u>0.00</u>	<u>131.17</u>
Total 366	OFFICE DEPOT BUSINESS DIVISION			<u>0.00</u>	<u>243.01</u>	<u>0.00</u>	<u>243.01</u>
Report Total				<u>64,631.01</u>	<u>38,668.97</u>	<u>0.00</u>	<u>103,299.98</u>

NOTE: All blacked out vendor names are to hide the names of participants receiving supportive service payments.

Madera County Workforce Investment Corporation
Reconcile Cash Accounts

Summary

Cash Account: 1010 Cash in BA - Main
Reconciliation ID: Bank Reconciliation for 1010 for 03.31.22
Reconciliation Date: 3/31/2022
Status: Open

Bank Balance	392,577.87 ✓
Less Outstanding Checks/Vouchers	31,577.05 ✓
Plus Deposits in Transit	0.00
Plus or Minus Other Cash Items	0.00
Plus or Minus Suspense Items	<u>0.00</u>
Reconciled Bank Balance	361,000.82
Balance Per Books	<u>361,000.82</u>
Unreconciled Difference	<u><u>0.00</u></u>

Click the Next Page toolbar button to view details.

**Madera County Workforce Investment Corporation
Reconcile Cash Accounts**

Summary

Cash Account: 1020 Cash In BA - Payroll
Reconciliation ID: Bank Reconciliation for 1020 for 03.31.22
Reconciliation Date: 3/31/2022
Status: Open

Bank Balance	19,400.13 ✓
Less Outstanding Checks/Vouchers	1,599.00
Plus Deposits In Transit	0.00
Plus or Minus Other Cash Items	0.00
Plus or Minus Suspense Items	<u>0.00</u>
Reconcled Bank Balance	17,801.13
Balance Per Books	<u>17,801.13</u>
Unreconcled Difference	<u><u>0.00</u></u>



Click the Next Page toolbar button to view details.





**MADERA COUNTY
WORKFORCE
INVESTMENT CORPORATION**

Agenda Item 8.1

Consent

Action

Information

To: Madera County Workforce Investment Corporation
From: Tracie Scott-Contreras, Executive Director
Date: May 26, 2022
Subject: Workforce Development Board (WDB) of Madera County Update

Information:

The WDB last met on April 21, 2022. The WDB meeting agenda was provided to the MCWIC for their review at their April 28, 2022 meeting. The WDB will meet again on June 16, 2022.

Financing:

Workforce Innovation and Opportunity Act



**MADERA COUNTY
WORKFORCE
INVESTMENT CORPORATION**

Agenda Item 8.2

Consent

Action

Information

To: Madera County Workforce Investment Corporation
From: Maiknue Vang, Deputy Director
Date: May 26, 2022
Subject: WIOA Formula Quarterly Budget and Program Overview as of March 2022

Information:

The WIOA Formula Quarterly Budget and Program Overview report provides an update to the Funds Utilization requirement, AB1149 requirement, update to WIOA allocation information, and charts and graphs reflecting current funding balances, operational costs, and activity enrollment numbers.

Financing:

Workforce Innovation and Opportunity Act

WIOA Formula Quarterly Budget and Program Overview as of March 2022

Madera County Workforce Investment Corporation (MCWIC) is a nonprofit 501C3 and is both the fiscal agent and the program operator for the Workforce Innovation and Opportunity Act (WIOA) in Madera County. MCWIC’s primary annual source of income is the WIOA funds, but the organization also operates miscellaneous grants and awards that assist in achieving MCWIC’s mission’s and goals, and are also used to leverage and compliment the WIOA funding.

WIOA Funding Requirements AB1149

Senate Bill AB1149 requires that 20% of Adult and Dislocated Worker funding will support *direct training* with a planned assumption of 10% leverage in order to meet the full requirement of 30%. However, it is estimated that the 10% allowed leverage portion of training will be harder to meet this fiscal year. Therefore, the budgeted amount for direct training is calculated at 34%, not the minimum requirement of 20%.

WIOA Section 129 requires that a 75% of youth allocations are spent on Out-of-School Youth (OSY) and also that a minimum of 20% of youth allocation is spent on Youth Work Based Learning (WBL), also outlined on EDD Workforce Services Directive (WSD) 17-07. MCWIC, under the direction of the Workforce Development Board of Madera County, focuses 100% of Youth allocation on OSY. MCWIC has also budgeted 39% of the youth allocation to direct participants costs, and 27% of those budgeted costs directly to WBL activities.

Period ending for January 2022, there was a concern the 80% obligation requirement would not be met for WIOA Formula funds. However, due to an extreme increase in enrollment and training for Feb and March, there is no longer a concern about meeting the 80% requirement for Adult and DW. There is still some concern for the Youth funding, however, additional resources and focus has been placed on recruiting for youth and increasing enrollments for that program. Therefore, management feels the 80% obligation requirement will be met for all WIOA Formula 1st year funding.

MCWIC FUNDS UTILIZATION STATUS - AA211014 YOA 2021						as of	3/31/2022
Funds Utilization Status - 80% Obligation Requirement by 6/30/2022, End of First Program Year							
Formula Fund	Total Allocation	Allowable "Program" Funding 90% (less 10% admin)	80% Required Obligation Amount by End of 1st PY	Total Program Obligations Reported	Percentage of Total "Program" Obligations to 80% Requirement	Additional Obligations Needed by June 30, 2022	
Adult	\$ 769,203.00	\$ 692,282.70	\$ 553,826.16	\$ 612,317.57	111%	\$ (58,491.41)	
Youth	\$ 773,210.00	\$ 695,889.00	\$ 556,711.20	\$ 81,862.31	15%	\$ 474,848.89	
Dislocated Worker	\$ 578,018.00	\$ 520,216.20	\$ 416,172.96	\$ -	0%	\$ 416,172.96	
OSY Youth Expenditure Status							
Formula Fund	Total Allocation	Admin Expenditures	Program Expenditures	75% OSY Requirement on "Program" Funding	OSY Expenditures Reported	Additional Expenditures Needed to meet 75% Requirement by end of 1st PY	
Youth	\$ 773,210.00	\$ -	\$ 2,994.72	\$ 521,916.75	\$ 2,994.72	\$ 518,922.03	
OSY Work Experience Expenditure Status							
Formula Fund	Total Allocation	Admin Expenditures	Program Expenditures	20% WEX Requirement on "Program" Funding	WEX Expenditures Reported	Additional Expenditures Needed to meet 20% Requirement by End of 1st PY	
Youth	\$ 773,210.00	\$ -	\$ 2,994.72	\$ 139,177.80	\$ -	\$ 139,177.80	

MCWIC FUNDS UTILIZATION STATUS - AA111014 YOA 2020

as of

3/31/2022

Funds Utilization Status - 80% Obligation Requirement by End of First Program Year

Formula Fund	Total Allocation	Allowable "Program" Funding 90% (less 10% admin)	80% Required Obligation Amount by End of 1st PY	Total Program Obligations Reported	Percentage of Total "Program" Obligations to 80% Requirement (WAIVED)	Additional EXPENDITURES Needed by June 30, 2022 closeout
Adult	\$ 925,557.00	\$ 833,001.30	\$ 666,401.04	\$ 833,001.30	125.00%	\$ -
Youth	\$ 936,517.00	\$ 842,865.30	\$ 674,292.24	\$ 878,068.68	130.22%	\$ -
Dislocated Worker	\$ 408,084.00	\$ 367,275.60	\$ 293,820.48	\$ 329,757.18	112.23%	\$ 51,747.82

OSY Youth Expenditure Status

Formula Fund	Total Allocation	Admin Expenditures	OSY Program Expenditures	75% OSY Requirement on "Program" Funding	OSY Expenditures Reported	Additional Expenditures Needed to meet 75% Requirement by end of 1st PY
Youth	\$ 936,517.00	\$ 58,448.32	\$ 878,068.68	\$ 632,148.98	\$ 878,068.68	\$ -

OSY Work Experience Expenditure Status

Formula Fund	Total Allocation	Admin Expenditures	OSY Program Expenditures	20% WEX Requirement on "Program" Funding	WEX Expenditures Reported	Additional Expenditures Needed to meet 20% Requirement by End of 1st PY
Youth	\$ 936,517.00	\$ 58,448.32	\$ 878,068.68	\$ 168,573.06	\$ 327,344.15	\$ -

NOTES to Subgrant AA111014:

MCWIC has submitted a \$350,000 transfer request from DW to Adult to EDD to cover Adult projected expenditures. Adult training obligations have increased substantially in the month of March. Once the transfer is recorded at the State level, the allocation amounts for DW and Adult will be adjusted accordingly, and Obligations Needed by June 30, will be in alignment.

Allocation Funding Changes

For PY 2021, Madera County LWDA received an overall 2% reduction in WIOA Formula Allocations for PY 2021, reflecting the following increases/decreases in the specific WIOA funding category, compared to prior PY 2020:

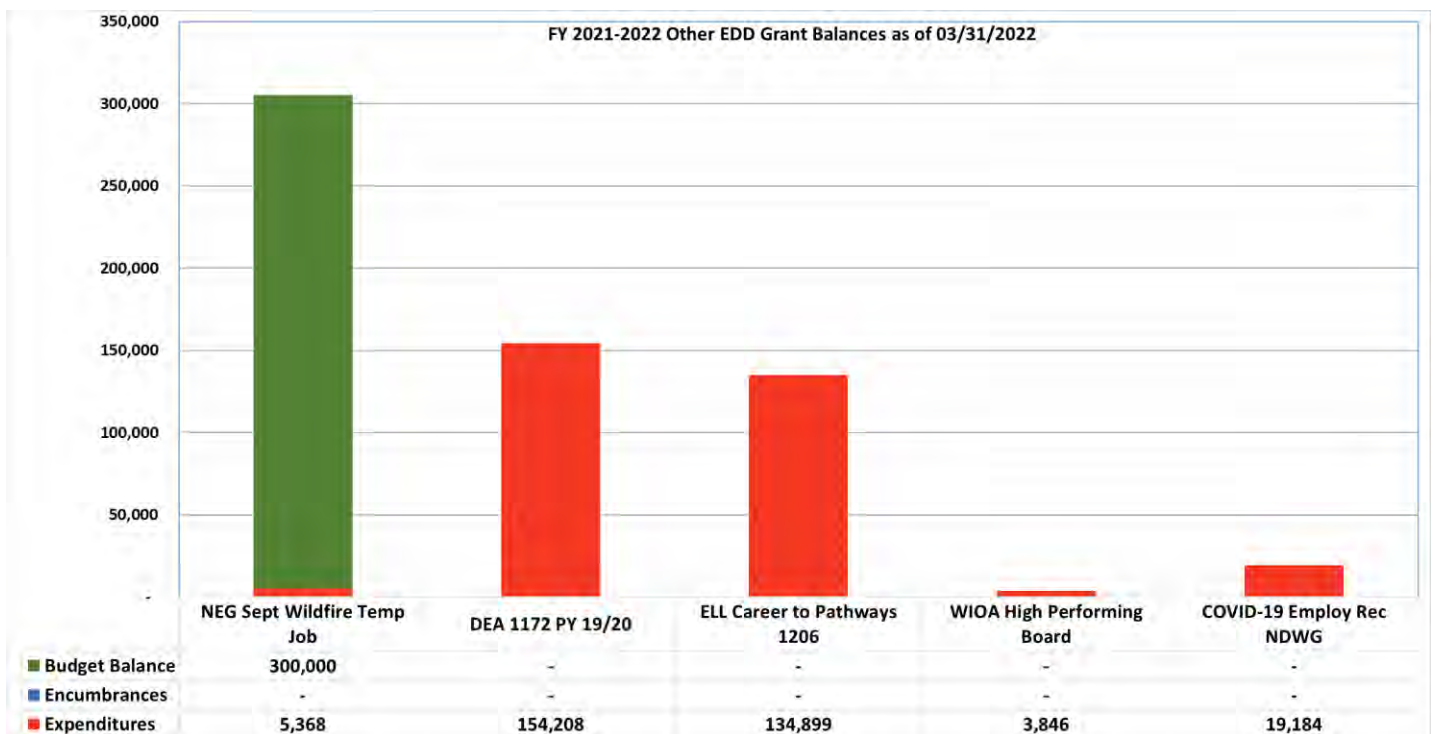
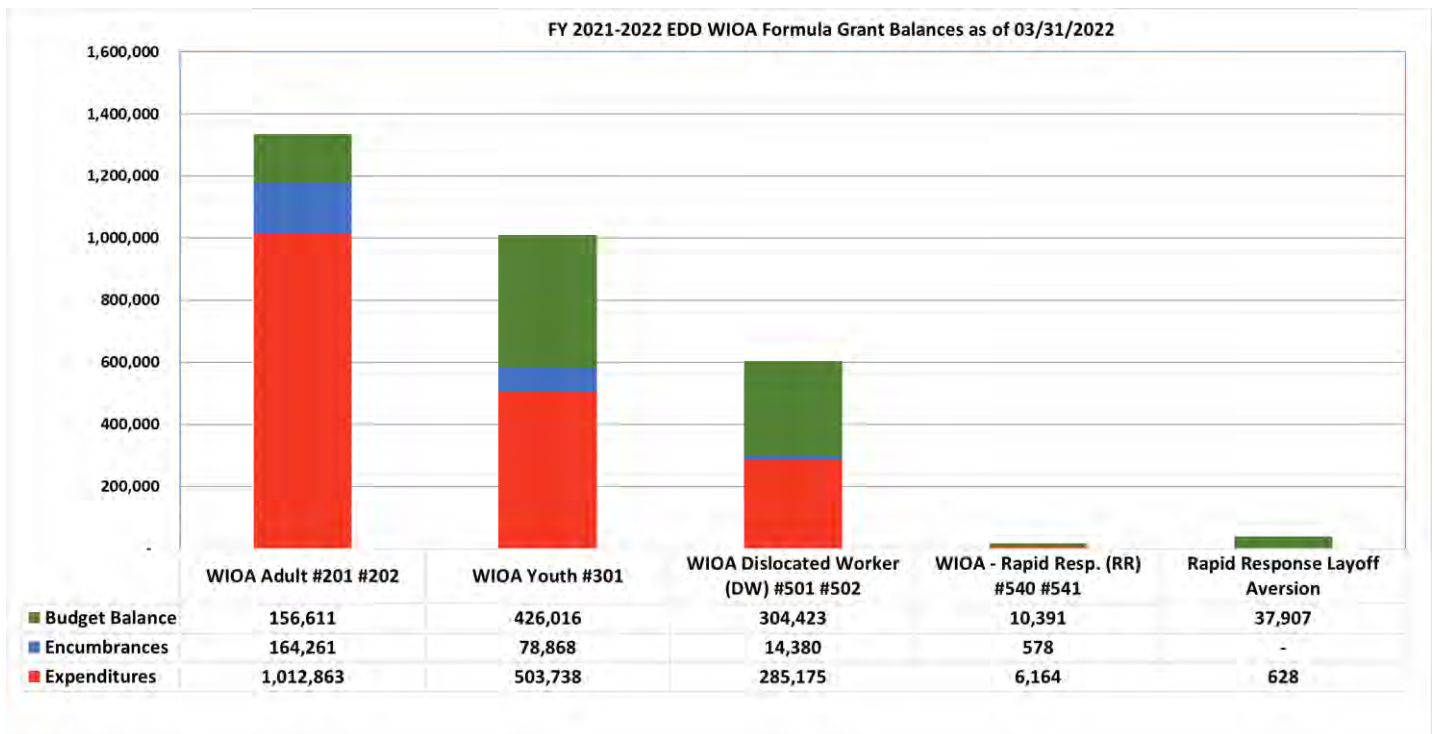
Funding	Adult	Dislocated Worker	Youth	Rapid Response	Rapid Response Layoff Aversion
Increase/Decrease	-14%	-11%	+26%	+39%	+75%

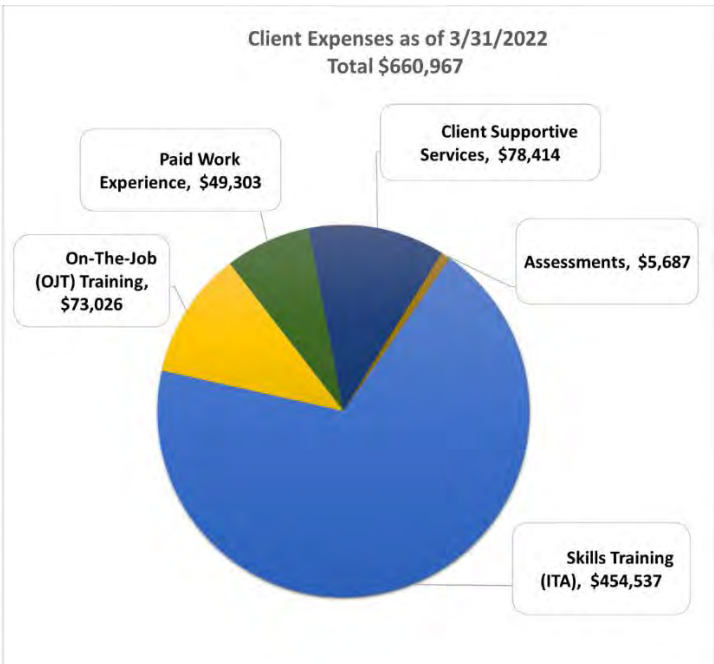
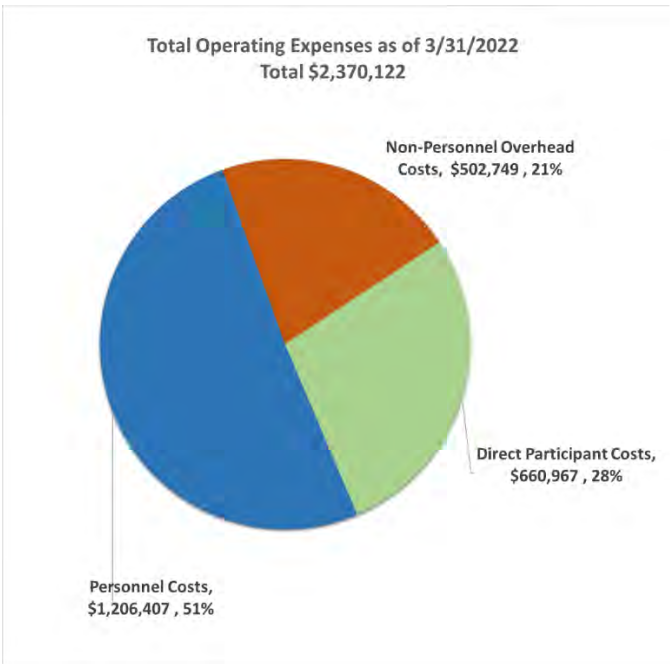
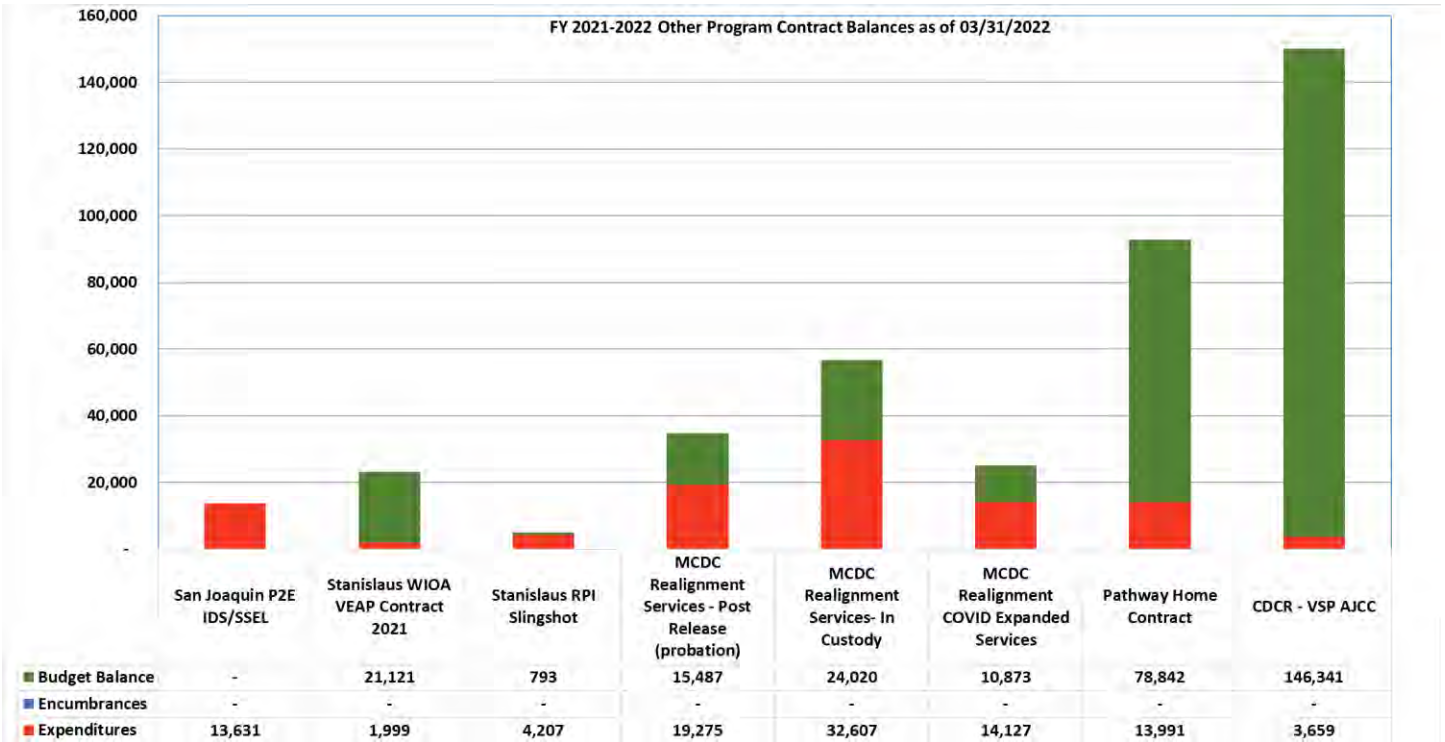
Although local areas have not yet received their PY 2022 Allotments from EDD, on February 2, 2022, DOL released proposed allotments for WIOA PY 2022. The planning estimates for WIOA Formula released are slightly higher, projecting a 12.55% increase to the States from previous year, but confirmation of the allotments have not yet been confirmed by either DOL or EDD. WIOA PY 2022 Planning Estimates may be found here:

https://wdr.doleta.gov/directives/attach/TEN/TEN_20-21.pdf

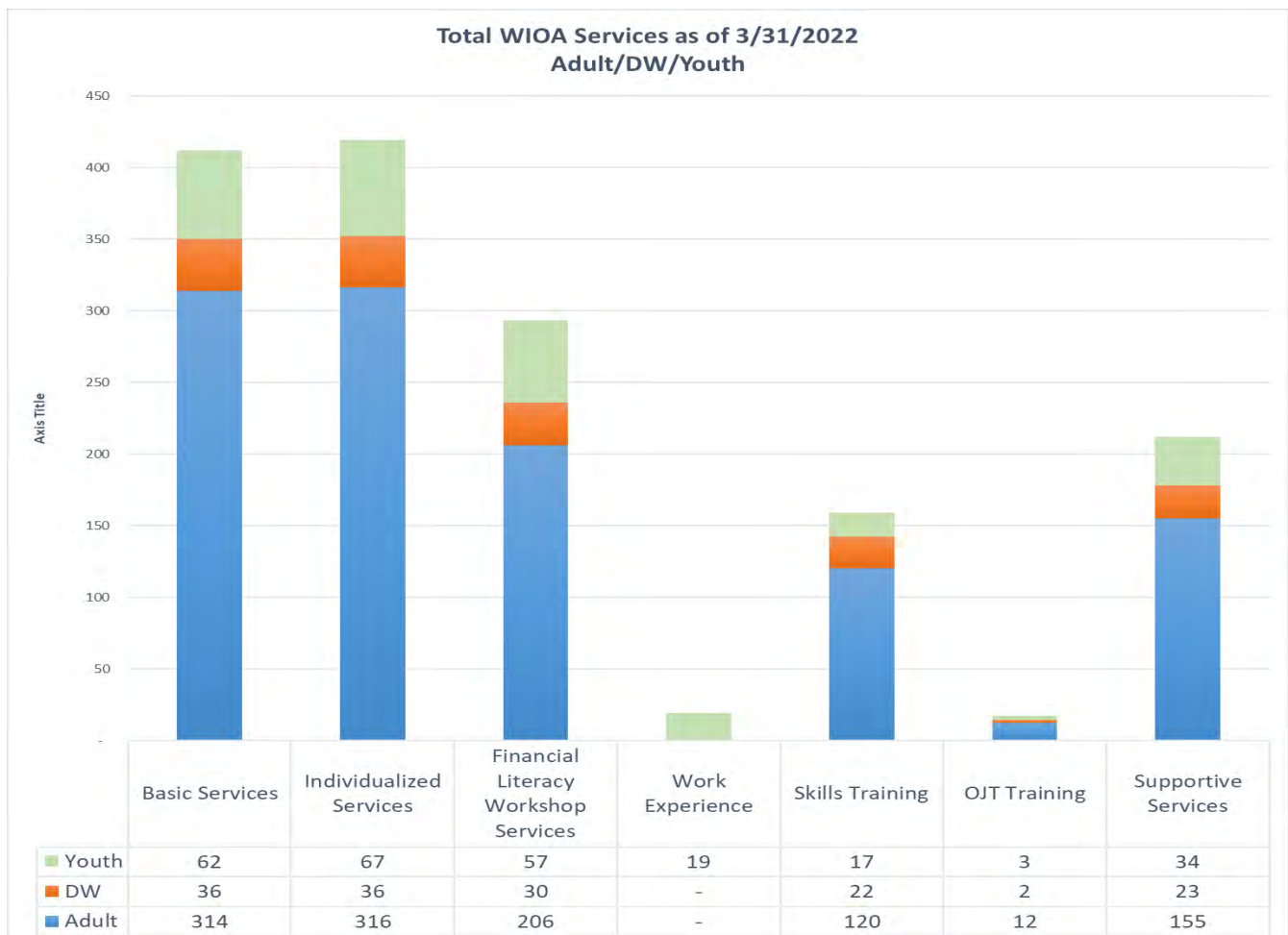
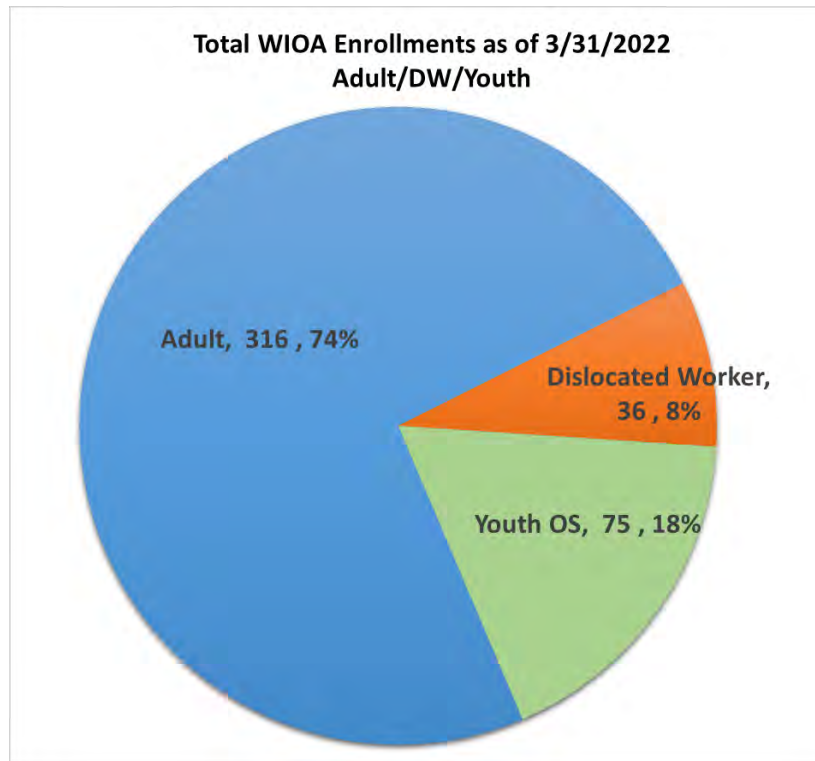
Additional WIOA Funding

MCWIC has additional competitive WIOA funding this program year which includes a Disability Employment Assistance (DEA), English Language Learner (ELL), regional veterans grant, and wildfires grant. MCWIC has also receive non-WIOA funding such as, Madera County Community Corrections Transitions Program funding, State of California Prison to Employment funding, Madera County Juvenile Justice Realignment funding, GRID Pathway Home funding, and Wells Fargo Foundation funds which will all be used to support the mission and goals of the MCWIC and WDB alike.






WIOA formula specific enrollments and activities are listed below. Note that some of these enrollments are also leveraged for, or co-enrolled in, other special projects, such as the Disability Employment Accelerator (DEA), English Language Learners (ELL) and Veterans Contract.



The chart below displays the occupations for which clients have received training this fiscal year. All training determinations are based on an individual's service/employment plan as well as verifying current demand for the occupation resulting from the specific training. Services provided to individuals are to develop the right skills for today's labor market and to also provide a clear career path for those entering or re-entering the labor market.

O'Net Occupation Activity through March 31, 2022		 Count
53-0000 Transportation and Material Moving Occupations		42
43-0000 Office and Administrative Support Occupations		40
31-0000 Healthcare Support Occupations		10
47-0000 Construction and Extraction Occupations		10
29-0000 Healthcare Practitioners and Technical Occupations		7
33-0000 Protective Service Occupations		4
49-0000 Installation, Maintenance, and Repair Occupations		3
13-0000 Business and Financial Operations Occupations		2
25-0000 Education, Training, and Library Occupations		2
35-0000 Food Preparation and Serving Related Occupations		1
15-0000 Computer and Mathematical Occupations		1
37-0000 Building and Grounds Cleaning and Maintenance Occupations		1
51-0000 Production Occupations		1
Total		124
<i>Training Accounts listed above do not include carry-in from prior FY</i>		



Agenda Item 8.3

Consent

Action

Information

To: Madera County Workforce Investment Corporation

From: Tracie Scott-Contreras, Executive Director

Date: May 26, 2022

Subject: Mission Square 457b Annual 2021 Retirement Account Information

Information:

The annual financial report for the MCWIC 457 Deferred Compensation Plan (457b) reflects a gain of \$117,756.12 for the calendar year of 2021. The attached report reflects how the plan has progressed and how the plan as a whole for the company is allocated. The contributions on the report are the combined employer and employee contributions. As of 12/31/21, MCWIC contributed 6% of all employee regular earnings to the plan and all employees are contributing the minimum 3% or higher, as allowed per IRS regulations.

Financing:

Workforce Innovation and Opportunity Act



Return Mail Processing Only
 PO BOX 669
 South Windsor, CT 06074-0669

If you have questions regarding your account information, please call or email MissionSquare Retirement using the contact information under "If You Need Assistance" below.

Annual Financial Report for Your 457 Deferred Compensation Plan

MADERA COUNTY WORKFORCE
 2037 WEST CLEVELAND AVE
 MADERA CA 93637

January 1, 2021 - December 31, 2021

Total Plan Assets **\$1,252,130.89**

If You Need Assistance

Website **www.icmarc.org**
 Call Your Client Services Team 800-326-7272

Plan Data

Plan Name **MADERA COUNTY WORKFORCE**
 Plan Number xxxxxxxxxx

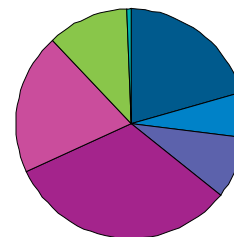
If any of your data is incorrect, please contact Client Services so that we can update your records.

Account Summary

	<i>This Period</i>	<i>Year-to-Date</i>
Beginning Balance	\$1,077,371.37	\$1,077,371.37
Contributions/Other Credits	\$133,156.77	\$133,156.77
Distributions/Other Debits	-\$73,820.51	-\$73,820.51
Fees	-\$2,332.86	-\$2,332.86
Gain/Loss	\$117,756.12	\$117,756.12
Ending Balance	\$1,252,130.89	\$1,252,130.89

Asset Allocation

<i>Asset Category</i>	<i>Percentage of Assets</i>	<i>Balance</i>
Stable Value/Cash Management	21%	\$257,511.21
Bond	6%	\$80,369.51
Guaranteed Lifetime Income	9%	\$110,079.06
Balanced/Asset Allocation	32%	\$405,723.74
U.S. Stock	20%	\$249,338.50
International/Global Stock	11%	\$141,811.96
Specialty	1%	\$7,296.91
Total Assets	100%	\$1,252,130.89



Annual Financial Report for Your 457 Deferred Compensation Plan

January 1, 2021 - December 31, 2021

Allocation Summary by Fund

<i>Investment</i>	<i>Percent of Assets</i>	<i>Units/ Shares</i>	<i>Unit/Share Value</i>	<i>Ending Balance</i>
Stable Value/Cash Management				
MissionSquare PLUS Fund R1	21%	108,512.6275	\$2.373099	\$257,511.21
Bond				
MissionSquare Core Bond Idx R1	3%	1,087.6035	\$30.68	\$33,367.67
MSQ Western Asst Core Plus Bnd	1%	1,181.4993	\$12.75	\$15,064.11
MissionSquare Inflation Foc R1	2%	894.9660	\$30.55	\$27,341.21
MSQ PIMCO High Yield	0%	126.7305	\$36.27	\$4,596.52
Guaranteed Lifetime Income				
MissionSquare Ret IncomeAdv	9%	4,858.8817	\$22.655225	\$110,079.06
Balanced/Asset Allocation				
MissionSquare Ret Tgt 2015 R1	0%	165.7444	\$23.54	\$3,901.62
MissionSquare Ret Tgt 2025 R1	7%	3,220.4155	\$27.09	\$87,241.06
MissionSquare Ret Tgt 2035 R1	2%	875.0266	\$31.66	\$27,703.34
MissionSquare Ret Tgt 2040 R1	12%	4,654.1595	\$33.40	\$155,448.93
MissionSquare Ret Tgt 2045 R1	1%	389.3512	\$33.42	\$13,012.12
MissionSquare Ret Tgt 2050 R1	0%	187.9642	\$25.31	\$4,757.38
MissionSquare Ret Tgt 2055 R1	2%	1,268.0023	\$18.65	\$23,648.25
MissionSquare MP Cons Gr R1	4%	1,469.3135	\$38.02	\$55,863.30
MissionSquare MP Glbl Eq Gr R1	1%	87.0063	\$71.17	\$6,192.24
MSQ Puritan	2%	325.2909	\$85.94	\$27,955.50

January 1, 2021 - December 31, 2021

Allocation Summary by Fund (continued)

<i>Investment</i>	<i>Percent of Assets</i>	<i>Units/ Shares</i>	<i>Unit/Share Value</i>	<i>Ending Balance</i>
U.S. Stock				
MissionSquare Equity Income R1	3%	334.9762	\$111.82	\$37,457.06
MSQ MFS Value	5%	4,292.1254	\$15.06	\$64,639.42
MissionSquare 500 Stock Idx R1	3%	586.8984	\$70.28	\$41,247.22
MissionSquare Broad Mkt Idx R1	2%	159.5765	\$138.21	\$22,055.08
MSQ Parnassus Core Equity	0%	61.7861	\$25.26	\$1,560.72
MSQ Victory Sycamore Est Value	3%	1,941.2509	\$17.72	\$34,398.96
MissionSquare Mid/Sm Co Idx R1	3%	522.1632	\$77.51	\$40,472.88
MissionSquare Aggrsve Opps R1	0%	7.9612	\$139.96	\$1,114.25
MSQ Carillon Eagle Mid Cap Gr	1%	301.5622	\$19.43	\$5,859.36
MSQ Invesco Discovery	0%	17.3062	\$30.83	\$533.55
International/Global Stock				
MissionSquare International R1	4%	1,226.3910	\$36.93	\$45,290.62
MissionSquare OvrS Eq Index R1	4%	1,817.3607	\$26.47	\$48,105.54
MSQ Diversified International	1%	350.6852	\$28.19	\$9,885.81
MissionSquare Emerging Mkts R1	3%	3,189.5706	\$12.08	\$38,529.99
Specialty				
MSQ Cohen & Steers Realty R1	1%	691.6501	\$10.55	\$7,296.91
Total	100%			\$1,252,130.89

Activity Summary by Fund

<i>Investment</i>	<i>Beginning Balance</i>	<i>Contributions/ Other Credits</i>	<i>Distributions/ Other Debits</i>	<i>Transfers</i>	<i>Fees</i>	<i>Gain/Loss</i>	<i>Ending Balance</i>
Stable Value/Cash Management							
MissionSquare PLUS Fund R1	\$263,377.74	\$24,710.10	-\$29,485.25	-\$3,519.46	-\$178.11	\$2,606.19	\$257,511.21

Annual Financial Report for Your 457 Deferred Compensation Plan

January 1, 2021 - December 31, 2021

Activity Summary by Fund (continued)

<i>Investment</i>	<i>Beginning Balance</i>	<i>Contributions/ Other Credits</i>	<i>Distributions/ Other Debits</i>	<i>Transfers</i>	<i>Fees</i>	<i>Gain/Loss</i>	<i>Ending Balance</i>
Bond							
MissionSquare Core Bond Idx R1	\$32,939.07	\$2,097.39	-\$2,314.75	\$1,831.97	-\$113.83	-\$1,072.18	\$33,367.67
MSQ Western Asst Core Plus Bnd	\$48,632.16	\$3,833.98	-\$2,318.53	-\$33,770.03	-\$192.24	-\$1,121.23	\$15,064.11
MissionSquare Inflation Foc R1	\$14,536.93	\$1,931.56	-\$902.41	\$10,517.94	-\$109.39	\$1,366.58	\$27,341.21
MSQ PIMCO High Yield	\$1,473.54	\$220.78	\$0.00	\$2,837.79	-\$12.24	\$76.65	\$4,596.52
Guaranteed Lifetime Income							
MissionSquare Ret IncomeAdv	\$90,126.03	\$9,195.00	\$0.00	\$0.00	\$0.00	\$10,758.03	\$110,079.06
Balanced/Asset Allocation							
MissionSquare Ret Tgt 2015 R1	\$3,643.06	\$0.00	\$0.00	\$0.00	\$0.00	\$258.56	\$3,901.62
MissionSquare Ret Tgt 2025 R1	\$69,167.80	\$10,555.18	\$0.00	\$0.00	\$0.00	\$7,518.08	\$87,241.06
MissionSquare Ret Tgt 2035 R1	\$32,633.85	\$4,495.15	-\$13,839.47	\$0.00	\$0.00	\$4,413.81	\$27,703.34
MissionSquare Ret Tgt 2040 R1	\$116,594.09	\$21,209.92	-\$2,587.02	\$0.00	\$0.00	\$20,231.94	\$155,448.93
MissionSquare Ret Tgt 2045 R1	\$9,134.05	\$2,029.78	\$0.00	\$0.00	\$0.00	\$1,848.29	\$13,012.12
MissionSquare Ret Tgt 2050 R1	\$2,185.60	\$2,028.69	\$0.00	\$0.00	\$0.00	\$543.09	\$4,757.38
MissionSquare Ret Tgt 2055 R1	\$16,780.06	\$3,501.59	\$0.00	\$0.00	\$0.00	\$3,366.60	\$23,648.25
MissionSquare MP Cons Gr R1	\$43,470.96	\$8,598.07	\$0.00	\$0.00	\$0.00	\$3,794.27	\$55,863.30
MissionSquare MP Glbl Eq Gr R1	\$860.78	\$4,848.83	\$0.00	\$0.00	\$0.00	\$482.63	\$6,192.24
MSQ Puritan	\$66,450.23	\$3,962.73	-\$3,028.95	-\$48,457.55	-\$207.35	\$9,236.39	\$27,955.50
U.S. Stock							
MissionSquare Equity Income R1	\$11,044.42	\$727.93	-\$704.86	\$23,573.61	-\$50.09	\$2,866.05	\$37,457.06
MSQ Invesco Diversified Div	\$9,084.18	\$95.78	\$0.00	-\$9,364.60	-\$5.91	\$190.55	\$0.00
MSQ MFS Value	\$18,310.90	\$3,722.73	-\$1,931.91	\$35,701.39	-\$185.73	\$9,022.04	\$64,639.42
MissionSquare 500 Stock Idx R1	\$25,614.40	\$2,311.01	-\$1,809.96	\$9,885.62	-\$114.76	\$5,360.91	\$41,247.22
MissionSquare Broad Mkt Idx R1	\$0.00	\$2,076.69	-\$1,308.43	\$17,082.98	-\$105.98	\$4,309.82	\$22,055.08
MissionSquare Growth & Inc R1	\$4,954.24	\$100.34	\$0.00	-\$5,173.36	-\$3.76	\$122.54	\$0.00
MSQ Parnassus Core Equity	\$0.00	\$748.54	-\$380.19	-\$275.07	-\$39.23	\$1,506.67	\$1,560.72
MissionSquare Growth R1	\$0.00	\$0.00	\$0.00	-\$3.59	-\$0.06	\$3.65	\$0.00
MSQ T Rowe Price Growth Stk	\$0.00	\$0.00	\$0.00	-\$2.18	-\$0.04	\$2.22	\$0.00

January 1, 2021 - December 31, 2021

Activity Summary by Fund (continued)

<i>Investment</i>	<i>Beginning Balance</i>	<i>Contributions/ Other Credits</i>	<i>Distributions/ Other Debits</i>	<i>Transfers</i>	<i>Fees</i>	<i>Gain/Loss</i>	<i>Ending Balance</i>
U.S. Stock (continued)							
MissionSquare Select Value R1	\$0.00	\$41.18	\$0.00	-\$142.30	-\$3.81	\$104.93	\$0.00
MSQ Victory Sycamore Est Value	\$39,901.27	\$4,725.03	-\$3,175.27	-\$19,411.40	-\$241.90	\$12,601.23	\$34,398.96
MissionSquare Mid/Sm Co Idx R1	\$16,298.58	\$916.98	-\$795.34	\$22,190.57	-\$51.77	\$1,913.86	\$40,472.88
MissionSquare Aggrsve Opps R1	\$0.00	\$6.60	\$0.00	\$1,140.61	-\$0.46	-\$32.50	\$1,114.25
MSQ AMG TimesSquare Mid Cap Gr	\$6,710.49	\$122.09	\$0.00	-\$6,918.13	-\$4.91	\$90.46	\$0.00
MSQ Carillon Eagle Mid Cap Gr	\$0.00	\$25.17	\$0.00	\$5,862.57	-\$3.98	-\$24.40	\$5,859.36
MSQ LSV Small Cap Value	\$29.35	\$88.93	-\$47.78	-\$133.25	-\$3.04	\$65.79	\$0.00
MissionSquare Sm Cap Disc R1	\$3,819.60	\$397.47	-\$58.27	-\$4,786.77	-\$17.20	\$645.17	\$0.00
MSQ Invesco Discovery	\$8,258.37	\$1,273.81	-\$982.28	-\$9,969.80	-\$60.84	\$2,014.29	\$533.55
International/Global Stock							
MissionSquare International R1	\$11,864.55	\$1,634.66	-\$710.68	\$31,227.01	-\$93.95	\$1,369.03	\$45,290.62
MissionSquare OvrS Eq Index R1	\$17,979.49	\$2,989.98	-\$1,723.24	\$26,502.79	-\$150.18	\$2,506.70	\$48,105.54
MSQ Diversified International	\$46,222.39	\$3,530.34	-\$2,652.42	-\$42,016.15	-\$163.02	\$4,964.67	\$9,885.81
MissionSquare Emerging Mkts R1	\$32,626.71	\$3,055.07	-\$2,116.05	\$5,806.74	-\$149.80	-\$692.68	\$38,529.99
Specialty							
MSQ Nuveen Real Estate Secs	\$12,646.48	\$1,347.69	-\$947.45	-\$17,131.54	-\$69.28	\$4,154.10	\$0.00
MSQ Cohen & Steers Realty R1	\$0.00	\$0.00	\$0.00	\$6,913.59	\$0.00	\$383.32	\$7,296.91
Total Account	\$1,077,371.37	\$133,156.77	-\$73,820.51	\$0.00	-\$2,332.86	\$117,756.12	\$1,252,130.89

Activity Detail

<i>Contributions/Other Credits</i>		<i>Distributions/Other Debits</i>	
Contributions	\$129,407.74	Distributions	-\$73,820.51
Roll-Ins	\$3,749.03		
Total	\$133,156.77	Total	-\$73,820.51

Annual Financial Report for Your 457 Deferred Compensation Plan

January 1, 2021 - December 31, 2021

Account Balance by Source

Pre-Tax	\$1,248,154.93
Total Employer/Employee	\$1,248,154.93
Pre-Tax	\$3,975.96
Total Rollover	\$3,975.96
Ending Balance	\$1,252,130.89

Contribution Summary

	<i>Contributions</i>	<i>Roll-ins</i>	<i>Date</i>	<i>Employer/Employee</i>
This Period	\$129,407.74	\$3,749.03	01/12/2021	\$5,517.05
Year to Date	\$129,407.74	\$3,749.03	01/20/2021	\$5,288.15
Activity dated outside the current period reflects adjustments to your account to ensure proper crediting of earnings.			02/04/2021	\$5,277.35
			02/18/2021	\$5,468.29
			03/04/2021	\$5,294.60
			03/18/2021	\$5,585.16
			04/08/2021	\$5,857.99
			04/19/2021	\$5,468.27
			05/04/2021	\$5,708.52
			05/19/2021	\$5,371.96
			06/08/2021	\$5,964.70
			06/17/2021	\$6,237.54
			07/01/2021	\$5,831.15
			07/20/2021	\$5,805.12
			08/06/2021	\$5,789.70
			08/20/2021	\$5,573.56
			09/03/2021	\$6,152.38
			09/20/2021	\$5,648.05
			10/06/2021	\$5,674.92
			10/25/2021	\$5,675.70
			11/08/2021	\$5,427.22
			11/24/2021	\$5,625.63
			12/07/2021	\$5,164.73

January 1, 2021 - December 31, 2021

Contribution Summary (continued)

<i>Contributions</i>	<i>Roll-ins</i>	<i>Date</i>	<i>Employer/Employee</i>
		Cash received from Employer	\$129,407.74
		Total Contributions	\$129,407.74



Agenda Item 8.4

Consent

Action

Information

To: Madera County Workforce Investment Corporation

From: Tracie Scott-Contreras, Executive Director

Date: May 26, 2022

Subject: Discussion Regarding MCWIC Teleconference Meetings

Information:

Since the MCWIC Board membership numbers are well below the capacity for the conference room, staff needs direction on whether the Board wishes to continue to allow for remote/teleconference options for Board meeting attendance. We can continue to do so as long as the Emergency continues to be ratified by our Board of Supervisors until the current State authorization ends later this year.

Financing:

Workforce Innovation and Opportunity Act



Agenda Item 8.5

Consent

Action

Information

To: Madera County Workforce Investment Corporation

From: Tracie Scott-Contreras, Executive Director

Date: May 26, 2022

Subject: Fiscal and Procurement Fiscal Year 2020-21 Final Monitoring Report

Information:

Staff have received the fiscal year (FY) 2020-2021 Fiscal and Procurement (F&P) Final Monitoring Report from the Employment Development Department (EDD). The report reflects no findings for the FY 2020-2021. Status update of all F&P FY 2016-2017 findings numbered 17040 through 17044 are listed as 'Closed and Resolved'. Therefore, at this time, MCWIC has no open findings with the EDD Compliance Review Office.

Financing:

Workforce Innovation and Opportunity Act



May 4, 2022

Tracie Scott-Contreras
Executive Director
Madera County Workforce Investment Corporation
2037 W. Cleveland Ave.
Madera, CA 93637

Dear Tracie Scott-Contreras:

**FISCAL AND PROCUREMENT
85% FORMULA GRANT
FISCAL YEAR 2020-21 FINAL MONITORING REPORT**

This final monitoring report is to inform you of the results of the Employment Development Department's Compliance Review Office (CRO) Enhanced Desk Monitoring Review (EDMR) of the Madera County Workforce Investment Corporation (MCWIC) Workforce Innovation and Opportunity Act (WIOA) fiscal and procurement (F&P) systems for Program Year (PY) 2020-21.

Our review was conducted under the authority of WIOA, Sections 183(a) and 184(a)(4). The purpose of this review was to determine the level of compliance by MCWIC with applicable federal and state laws, regulations, policies, and directives related to the WIOA grant, specific to financial management and procurement activities for PY 2020-21. The MCWIC was awarded WIOA funds to provide centralized comprehensive workforce services to adults, dislocated workers, youth, and rapid response. The scope of the review covered the period of January 1, 2020 through December 31, 2020.

For the fiscal portion of the review, we focused on the following areas: fiscal policies and procedures, financial reporting, expenditures charged to the WIOA grants, cost allocation, indirect cost rate, cash management, internal controls, and oversight of your subrecipients, audits, and debt collection. For the procurement portion of the review, we examined procurement transactions and property management.

The EDMR was conducted by Kathleen Doe from August 9, 2021 through August 17, 2021. The exit conference for this review was held on August 17, 2021. We collected the information for this report through interviews with MCWIC representatives; and by reviewing applicable policies, procedures, a sample of PY 2019-20 and PY 2020-21 expenditures and procurements, and your response to the F&P Monitoring Questionnaires.

FISCAL REVIEW RESULTS

We conclude that we did not identify any areas of MCWIC not meeting WIOA requirements concerning financial management.

PROCUREMENT REVIEW RESULTS

We conclude that we did not identify any areas of MCWIC not meeting applicable WIOA requirements concerning procurement.

Additionally, the CRO is making efforts to close out prior findings pending in the system. Below are open prior findings and their statuses. Prior findings will remain on draft and final reports until they are fully implemented.

PRIOR OPEN FINDINGS

Corrective Action Tracking System (CATS) Number: 17040

State Conclusion (when finding was established):

Based on MCWIC's response, we cannot resolve this finding at this time. While MCWIC stated how they will update their subrecipient contract. The CAP did not include how it will ensure, in the future, that annual monitoring is conducted during each program year or prior to the end of contract, we did not receive a copy of MCWIC's monitoring schedule for the current program year and we have not received a copy of MCWIC's monitoring report that was to be given to their subrecipient. Again, we are recommending that you provide the Compliance Review Office a CAP ensuring that annual monitoring will be conducted during the program year or prior to the end of contract, a monitoring schedule, and a copy of the monitoring report that was issued. Until then, this finding remains open and assigned CATS number 17040.

Current Status Update:

During the PY 20/21 monitoring we reviewed the previous correspondence and documentation that was submitted to CRO to resolve this finding. Madera completed the monitoring review of Kings View on November 16, 2017 and submitted the report to CRO at that time. Madera has not had subrecipients for the Adult, Dislocated Worker or Youth program since December 2016, and has reported that to CRO every year since. Previous CRO staff had sent correspondence to Madera acknowledging the above and stated that the finding would be closed however this did not occur in the CRO system. Based on the sufficient response provided by Madera this finding is considered resolved and closed.

Corrective Action Tracking System (CATS) Number: 17041

State Conclusion (when finding was established):

The MCWIC's stated corrective action should be sufficient to resolve the first part of this finding; however, we cannot close this finding until we verify, during a future on-site visit, MCWIC's successful implementation of its stated corrective action and updates its policies and procedures to include language that all timesheets, including that of the Executive Directors' must be signed by an appropriate supervisory official. We again recommend that MCWIC provide the Compliance Review Office with a copy of its updated policy. Until then, this finding remains open and has been assigned CATS number 17041.

Current Status Update:

During the PY 20/21 review we observed MCWDB's updated time sheet approval process which includes disclaimer language and language of both employee and supervisors attestation that time worked to be true and correct, and a review of the Executive Director's time sheet which is now being approved by

the Deputy Director. This finding is considered resolved and closed.

Corrective Action Tracking System (CATS) Number: 17042

State Conclusion (when finding was established):

Based on MCWIC's response, we cannot resolve this finding at this time. All procurements have the general requirement to settle contractual and administrative issues, to include disputes, protests, and claims by the bidders. Please see the citation, 2 CFR §200.318(k). Again, we recommend that MCWIC provide the Compliance Review Office with a CAP that includes how they will revise their policies to include a dispute process in their RFQs. Until then, this finding remains open and has been assigned CATS number 17042. (note: A dispute process has nothing to do with a bidder's conference, and is irrelevant to the issue at hand.)

Current Status Update:

On February 16, 2021, MCWDB released a RFQ for AJCC Consultant Services which contained language adding the dispute process for bidders. This finding is considered resolved and closed.

Corrective Action Tracking System (CATS) Number: 17043

State Conclusion (when finding was established):

The MCWIC's stated corrective action should be sufficient to resolve the second part of this finding; however, we cannot close this finding until we verify, during a future on-site visit, MCWIC's successful implementation of its stated corrective action and provide the log documentation that the laptop in question was noted as "to be disposed-not-working properly". We recommend that MCWIC provide the Compliance Review Office with a copy of this disposal documentation. Until then, this finding remains open and has been assigned CATS number 17043.

Current Status Update:

During the PY 20/21 review we observed MCWDB's updated inventory log, policy, computer disposal policy, identification of equipment and computer locations and all are sufficient. This finding is considered resolved and closed.

Corrective Action Tracking System (CATS) Number: 17044

State Conclusion (when finding was established):

Based on MCWIC's response, we cannot resolve this finding at this time. We recommended that MCWIC provide the Compliance Review Office with a corrected copy of the inventory list which includes the required items identified above, which include, the funding source, title holder, use and condition of equipment, and disposition date. At the time of the monitoring visit, the monitor did request the above specific information and it was not provided. Again, we recommend that MCWIC provide us a copy of updated list with all required fields of information. Until then, this finding remains open and has been assigned CATS number 17044.

Current Status Update:

During the PY 20/21 review we reviewed MCWDB's Asset List and Disposal Report and all required information was included. This finding is considered resolved and closed.

SUMMARY

Because the methodology for our monitoring review included sample testing, this report is not a comprehensive assessment of all areas included in our review. It is MCWIC's responsibility to ensure that the systems, programs, and related activities comply with the WIOA grant program, federal and state regulations, and applicable state directives. Therefore, any deficiencies identified in subsequent reviews, such as an audit, would remain MCWIC's responsibility.

Tracie Scott-Contreras
May 4, 2022
Page 6

Please extend our appreciation to your staff for their cooperation and assistance during our review. If you have any questions regarding this report or the review that was conducted, please contact Kathleen Doe, Compliance Monitoring Analyst, at Kathleen.Doe@edd.ca.gov or myself, at Natalie.Villanueva@edd.ca.gov.

Sincerely,

Natalie Villanueva

NATALIE VILLANUEVA, Chief
Compliance Monitoring and Resolution Section
Compliance Review Office

cc: Jessica Roche, MCWIC
Kathleen Doe, MIC 22M
Jennifer Fischer, MIC 50
Jennifer Gouvaia, MIC 50
Cindy Harrington, MIC 22
Margo Hattin, MIC 22M
Kimberly Meyer, MIC 50
Tim Reynaga, MIC 50
Natalie Villanueva, MIC 22M



Agenda Item 8.6

Consent

Action

Information

To: Madera County Workforce Investment Corporation

From: Tracie Scott-Contreras, Executive Director

Date: May 26, 2022

Subject: MCWIC Executive Director Evaluation Update

Information:

The Board indicated at the April meeting that the goals update and evaluation process for the Executive Director could be postponed until the June meeting, as the Executive Director will be attending the California Workforce Association's spring conference from May 24th-27th.

Financing:

Workforce Innovation and Opportunity Act



Agenda Item 8.7

Consent

Action

Information

To: Madera County Workforce Investment Corporation

From: Tracie Scott-Contreras, Executive Director

Date: May 26, 2022

Subject: UI Claim Information

Information:

The most recent data on UI Claims for the period of April 23, 2022 through May 14, 2022 for Madera County is being provided for the Board's review.

Financing:

Workforce Innovation and Opportunity Act

California Unemployment Industry & Demographics Data Dashboard

(Dashboard appears better when viewed in full screen mode. Click the icon in the bottom right-hand corner of screen next to download icon.)

- About This Tool
- County Claims**
- County Demographics
- County Industry
- Statewide Demographics
- Statewide Industry

Weekly Initial Claims by County

- Claim Type
 - UI Claims
 - PUA Claims
- County
 - Madera
- Claims by Date
 - Multiple values

County	April 2022 (Week Ending)		May 2022 (Week Ending)	
	23	30	7	14
Madera	217	178	173	183